



The Gas Equipment Specialists

For all your Gas Equipment needs, get it from Gameco and get it right.

Installation Equipment Catalogue

Issue No. 17



VISIT OUR ONLINE STORE

Australia: www.gameco.com.au

New Zealand: www.gameco.co.nz



Installation Equipment

GAMECO GROUP OF COMPANIES
have offices and warehouses in
Queensland, New South Wales, Victoria and New Zealand.
Visit our online store at
Australia: www.gameco.com.au
New Zealand: www.gameco.co.nz

Brisbane

Gameco Pty Ltd
1/460 Bilsen Road
GEEBUNG QLD 4034

Phone 07 3377 7999
Fax 07 3377 7900
Email sales@gameco.com.au



Sydney

Gameco Pty Ltd
161 Parramatta Road
AUBURN NSW 2144

Phone 02 9648 5856
Fax 02 9647 2784
Email salesnsw@gameco.com.au



Melbourne

Gameco Pty Ltd
65A Chifley Drive
PRESTON VIC 3072

Phone 03 9480 3633
Fax 03 9416 9728
Email salesvic@gameco.com.au



New Zealand

Gameco New Zealand Ltd
9 Villa Street
P O Box 798
MASTERTON NZ

Phone: 06 370 1683
Fax 06 370 1684
Email salesnz@gameco.com.au





Installation Equipment

GAMECO CATALOGUES

The Gameco Short Form Catalogue that has been widely issued over the years gives an overview of some of the 6000 products that we stock and sell.

Catalogue

This Gameco Installation Equipment Catalogue is produced to help you choose your parts for gas installations. If in doubt, please check with one of our technical sales staff who will be pleased to help you.

Illustrations

The illustrations in this catalogue are typical. In some cases (esp. generic components like brass elbows or ball valves) physical stock lines may vary slightly from the illustration. There may also be cases where new models of components are released after our catalogue being updated.

Other Catalogues

This catalogue is primarily aimed at the needs of gas installers. Other catalogue sections will be available in the future. This catalogue is also available on our website.

A limited range of manufacturer's catalogues are also available including:

Gameco Special Equipment
Sit Controls, Thermostats and Equipment
Rego Controls LPG & NH₃ Equipment
Robertshaw Gas Thermostats and Controls
Flame Weeding Burners

Please contact our sales staff – our details are in the front of the catalogue.

All sales are subject to Gameco General Terms and Conditions of Sale – see back of catalogue.



Installation Equipment

SECTION INDEX

	Page No
Adaptors	5
Ball Valves	25
Bayonet Sockets and Adaptors	50
Burners and Associated Equipment	26
Clips and Copper Tube	24
Controls and Associated Parts	43
Cylinder Manifolds, Extensions and Pigtails	10
Cylinders, Decanting Kits and Associated Equipment	32
Filtration – Elements & Vessels	61
Fittings - 45 deg SAE Flare	11
Fittings - 60 deg BSP Flare	15
Fittings – BSP	16
Fittings – Compression	22
Fittings - Copper Tube	20
Fittings - Tube, Barbs	21
Heaters	60
Installation Materials and Sealants	33
Needle Valves	23
Pipes, Hoses and Associated Equipment	51
Plates, Labels and Marking Tape	34
Pressure Gauges	39
Publications	35
Regulators and Associated Equipment	36
Rotary Gas Meters	62
Technical Data	63
Terms and Conditions	69
Thermocouples and thermopiles	41
Tools and Instruments	56
Turrets and Bunsens	55
Index	73



Installation Equipment

DANGER

READ THIS FIRST

WARNING

PRODUCT WARNING

THE PRODUCTS GAMECO OFFERS FOR SALE ARE FOR USE ON COMBUSTIBLE AND OTHER DANGEROUS GASES.

NATURAL GAS AND LP GAS ARE EXTREMELY FLAMMABLE AND EXPLOSIVE.

AVOID SERIOUS INJURY AND PROPERTY DAMAGE. IF YOU SEE, SMELL OR HEAR ESCAPING GAS... ***EVACUATE AREA IMMEDIATELY!*** CALL YOUR LOCAL FIRE AUTHORITY! DO NOT ATTEMPT TO REPAIR.

GOODS OFFERED FOR SALE BY GAMECO ARE NOT FOR USE ON HOT AIR BALLOONS OR AIRCRAFT.

Make sure you are thoroughly trained before you attempt any Gas Installation, maintenance or repair. Improper conditions or procedures can cause accidents resulting in property damage and personal injury. In your state or territory you may need to be licensed to carry out work on Gas Installations – check with your local authority.

Become thoroughly familiar with all the relevant Australian Standards, for example AS/NZS 1596 The Storage and Handling of LP Gas Code and AS/NZS 5601 Gas Installations Code. Read all the ECII® Safety Warnings including "LP-Gas Cylinder Valves", "LP-Gas Excess Flow Valves", "LP-Gas Regulators" and "LP-Gas Filler and Hose End Filling Valves" found in the L-500 & L-102 Catalogues. Refer to the specific instructions and warnings for all other equipment. Check with the gas supplier and local statutory authority for any further material. Follow the recommendations. Some Australian Standards may be the law in your state or territory.

All persons employed in handling Gases must be trained in proper handling and operating procedures.

Make sure the valves and equipment you install are the proper ones for the installation.

Never misuse equipment.

Apply thread joint compound compatible with the gas being used and on external threads only. Make sure compound never comes into contact with other parts of components.

Install valves by applying force to wrenching flats only. Tighten pipe threads to the relevant Standard or equipment manufacturer's recommendation. Check for damage and proper operation after equipment installation. Check that installed equipment is clean and free of foreign material.

Check all connections for leaks with a non-corrosive leak detection solution before placing into service. (Gameco's Leak Check may be a suitable solution.)

Install a plug or cap to any outlet connections that are not connected.

Remember to instruct the owner/user/customer in safety and maintenance matters concerning the gas and equipment. See and abide by all Safety Warnings available from the statutory authority, equipment manufacturer and gas supplier. All equipment must be replaced within the manufacturer's recommended service life. Gameco requests that this information be forwarded to your customers. Additional copies are available from: www.gameco.com.au

Gameco (NSW) Pty Ltd
ABN 93 001 367 862
PO Box 156
161 Parramatta Road,
AUBURN NSW 2144

ADAPTORS

Cylinder Adaptors

	G-AC06B	PRIMUS CYLINDER VALVE TO 3/8 LH MBSP VALVE
	G-AC06C	PRIMUS CYLINDER VALVE TO POL EQUIPMENT
	G-AC06A	PRIMUS CYLINDER VALVE TO 1/4 MBSP OUTLET FOR OLD STYLE HOSES
	G-AC06T	DOUBLE ADAPT PRIMUS CYLINDER EQUIPMENT
	G-AC09	3/8 LH CYLINDER TO PRIMUS EQUIPMENT
	G-AC10	GAMECO ADAPTOR COMP F X POL F
	G-AC03	ADAPTOR 3/8LHF x 1/4MBSP STRAIGHT CAUTION – FOR HIGH PRESSURE EQUIPMENT ONLY
	G-AC03A	ADAPT 3/8 FBSP LH x 1/4 MBSP ELBOW. CAUTION – FOR HIGH PRESSURE EQUIPMENT ONLY
	G-AC12T	DOUBLE ADAPT 3/8 LH CYLINDER EQUIPMENT, COMPLETE WITH VALVES



G-AC12A

DOUBLE ADAPT 3/8 LHF x 3/8 LHM NO CONTROLS



G-AC04

ADAPT 3/8 LH MBSP TO 1/4 FBSP



G-AC19

POL M x PRIMUS F STRAIGHT



G-AC23

ADAPT MPOL TO PRIMUS RIGHT ANGLE



G-AC19A

ADAPT MPOL TO 3/8 LH MALE STRAIGHT



G-AC24

ADAPT MPOL TO 3/8 LH MALE RIGHT ANGLE



970W

ADAPT MPOL TO 1/4 BSP FITTING. **CAUTION**
– FOR HIGH PRESSURE EQUIPMENT ONLY



POL26

TEE MPOL x 100mm WITH O RING



G-AC04A

ADAPTOR 3/8MSP LH x 1/4MBSP

Hose and Bayonet Adaptors



88216P
1510162
88816

BAYONET ADAPTOR N/STYLE x 1/8 MBSP
BAYONET PLUG 1/4BSP GAMECO SPEC
BAYONET ADAPTOR N/STYLE x 1/2 MBSP



CG-48

UNION 3/8 MBSP FL x 1/4 FBSP.
Adapts some BBQ's for 3/8 BSP FL hose end



CG-35

ADAPTOR 1/2 FBSP FL x 3/8 MBSP FL

POL & Miscellaneous Adaptors



TP-0806

TEST POINT 1/2 MSAE FL x 3/8 MBSP C/W
FLARE NUT

TP-0808

TEST POINT 1/2 MSAE FL x 1/2 MBSP C/W
FLARE NUT

TP-0606

TEST POINT 3/8 MSAE FL x 3/8 MBSP C/W
FLARE NUT

TP-1208

TEST POINT 3/4F X 1/2MBSP C/W FLARE
NUT

TP06

TEST POINT 1/8 MBSP w SCREW



6160672

ADAPTOR BRASS 3/8x5/16 M SAE w NUT



2962AG

2500kPa TEST GAUGE ADAPTOR POL M/F



511

POL SAF-T-LOK NEW GENERATION



511K

KEY ONLY SUIT 511 SAF-T-LOK NEW GEN



1350E
1350EY
POL26
1450E

TEE POL M/F MANIFOLD 2-3/16" LONG
TEE POL M&F EXTENDED MANIFOLD
TEE MPOL x 100mm WITH ORING
INVERTED FLARE TEE MANIFOLD
1/4 IF x 1/4 IF x 1/4 MNPT



970AX

HARD NOSE POL C/W EXCESS FLOW VALVE



CG-08

ADAPTOR FPOL x 1/4 FNPT



CG-06

ADAPTOR FPOL x 1/4 MNPT



CG-07

ADAPTOR FPOL x 1/2 MNPT



7193D-10

FILL CONNECTOR POL x 1/4 MNPT SOFT NOSE



7659C

FILL ADAPTOR TO 3/8 LH CYLINDER



7659N

FILL ADAPTOR TO PRIMUS CYLINDER



970R

POL SOFT NOSE C/W ORING TO 1/4 MNPT



970U
970W
970Y

ADAPTOR POL x 1/4 NPT
ADAPTOR POL x 1/4 BSP
ADAPTOR POL x 1/4 NPT LONG (4.6")



1708C

BRASS POL CAP & CHAIN



3705S6-3

BRASS POL PLUG & CHAIN



CG-49

BRASS CAP 1-3/4 ACME



POLP

POL PLASTIC MALE PLUG W/ TIE & WINGS



PCS8304

PRIMUS CYLINDER VALVE DUST CAP



4028

CAP PLASTIC 3/8LH F SUIT 3/8LH CYL

Other styles of plugs are being considered and may change slightly to illustration

Gameco stock a large range of adaptors including ACME fittings

CYLINDER MANIFOLDS, EXTENSIONS and PIGTAILS



2408G	GAMECO 4 CYL MANIFOLD SYSTEM 45KG
2408GL	GAMECO 4 CYL MANIFOLD KIT 190/210KG
2408-1G	GAMECO 2 CYL MANIFOLD EXTENSION 45KG
2408-1GL	GAMECO 2 CYL MANIFOLD EXTENSION 190/210

Pigtails – Flexible Stainless Steel – Fitted with excess flow valves



FPT1502	PIGTAIL FLX 600mm 1/4M X POL EFV SS (8mm)
FPT1520	PIGTAIL FLX 450mm 1/4 IF x POL SS (8mm)
FPT1522	PIGTAIL FLX 600mm 1/4 IF x POL SS (8mm)

Pigtails – Flexible with Handwheel – Fitted with excess flow valves



FPT1530	PIGTAIL FLX 450mm 1/4 IF x POL HW (8mm)
FPT1532	PIGTAIL FLX 600mm 1/4 IF x POL HW (8mm)

Pigtails – Copper



912PS20	PIGTAIL COPPER POL x POL x 500mm 1/4Tb
912PS30	PIGTAIL COPPER POL x POL x 760mm 1/4Tb
912PS36	PIGTAIL COPPER POL x POL x 1000mm 1/4Tb
913PS20	PIGTAIL COPPER POL x POL x 450mm 3/8Tb
913PS36	PIGTAIL COPPER POL x POL x 1000mm 3/8Tb
912FS20	PIGTAIL COPPER POL x 1/4 IF x 450mm 1/4Tb
912FS30	PIGTAIL COPPER POL x 1/4 IF x 760mm 1/4Tb
912FS36	PIGTAIL COPPER POL x 1/4 IF x 1000mm 1/4Tb



7010-2	MANUAL CHANGE OVER VALVE 1/4 MNPT TO 1/4 INVERTED FLARE FOR PIGTAILS
--------	----------------------------------------------------------------------



15774-1	ADAPTOR 1/4 INV FLARE X 1/4 MNPT BRASS
---------	----------------------------------------

15774-1RA	REGO INV FLARE ADAPT X 1/4 MNPT 90D
-----------	-------------------------------------



58-04	INVERTED FLARE NUT 1/4 SAE FOR PIGTAILS
CG-64	INVERTED FLARE PLUG 1/4 BRASS

INSTALLATION FITTINGS 45 Deg SAE Flare Fittings



Flare Nuts

06-04	FLARE NUT 1/4 FL x 1/4 TUBE
06-05	FLARE NUT 5/16 FL x 5/16 TUBE
06-06	FLARE NUT 3/8 FL x 3/8 TUBE
06-08	FLARE NUT 1/2 FL x 1/2 TUBE
06-10	FLARE NUT 5/8 FL x 5/8 TUBE
06-12	FLARE NUT 3/4 FL x 3/4 TUBE
06R-0504	REDUCING FLARE NUT 5/16 FL x 1/4 TUBE
06R-0604	REDUCING FLARE NUT 3/8 FL x 1/4 TUBE
06R-0605	REDUCING FLARE NUT 3/8 FL x 5/16 TUBE
06R-0806	REDUCING FLARE NUT 1/2 FL x 3/8 TUBE

Male Unions



07-0402N	MALE UNION 1/4 FL x 1/8 MBSP C/W NUT
07-0404N	MALE UNION 1/4 FL x 1/4 MBSP C/W NUT
07-0406N	MALE UNION 1/4 FL x 3/8 MBSP C/W NUT
07-0408N	MALE UNION 1/4 FL x 1/2 MBSP C/W NUT
07-0502N	MALE UNION 5/16FL x 1/8MBSP C/W NUT
07-0504N	MALE UNION 5/16FL x 1/4MBSP C/W NUT
07-0506N	MALE UNION 5/16FL x 3/8MBSP C/W NUT
07-0508N	MALE UNION 5/16FL x 1/2MBSP C/W NUT
07-0602N	MALE UNION 3/8 FL x 1/8 MBSP C/W NUT
07-0604N	MALE UNION 3/8 FL x 1/4 MBSP C/W NUT
07-0606N	MALE UNION 3/8 FL x 3/8 MBSP C/W NUT
07-0608N	MALE UNION 3/8 FL x 1/2 MBSP C/W NUT
07-0612N	MALE UNION 3/8 FL x 3/4 MBSP C/W NUT
07-0804N	MALE UNION 1/2 FL x 1/4 MBSP C/W NUT
07-0806N	MALE UNION 1/2 FL x 3/8 MBSP C/W NUT
07-0808N	MALE UNION 1/2 FL x 1/2 MBSP C/W NUT
07-0812N	MALE UNION 1/2 FL x 3/4 MBSP C/W NUT
07-1206N	MALE UNION 3/4 FL x 3/8 MBSP C/W NUT
07-1208N	MALE UNION 3/4 FL x 1/2 MBSP C/W NUT
07-1212N	MALE UNION 3/4 FL x 3/4 MBSP C/W NUT

To order without the nut delete the "N" from part number.



Male Elbows

08-0402N	MALE ELBOW 1/4 FL x 1/8 MBSP C/W NUT
08-0404N	MALE ELBOW 1/4 FL x 1/4 MBSP C/W NUT
08-0406N	MALE ELBOW 1/4 FL x 3/8 MBSP C/W NUT
08-0502N	MALE ELBOW 5/16FL x 1/8 MBSP C/W NUT
08-0504N	MALE ELBOW 5/16FL x 1/4 MBSP C/W NUT
08-0506N	MALE ELBOW 5/16FL x 3/8 MBSP C/W NUT
08-0508N	MALE ELBOW 5/16FL x 1/2 MBSP C/W NUT
08-0602N	MALE ELBOW 3/8 FL x 1/8 MBSP C/W NUT
08-0604N	MALE ELBOW 3/8 FL x 1/4 MBSP C/W NUT
08-0606N	MALE ELBOW 3/8 FL x 3/8 MBSP C/W NUT
08-0608N	MALE ELBOW 3/8 FL x 1/2 MBSP C/W NUT
08-0804N	MALE ELBOW 1/2 FL x 1/4 MBSP C/W NUT
08-0806N	MALE ELBOW 1/2 FL x 3/8 MBSP C/W NUT
08-0808N	MALE ELBOW 1/2 FL x 1/2 MBSP C/W NUT
08-0812N	MALE ELBOW 1/2 FL x 3/4 MBSP C/W NUT
08-1208N	MALE ELBOW 3/4 FL x 1/2 MBSP C/W NUT
08-1212	MALE ELBOW 3/4 FL x 3/4 MBSP NO NUT

Female Unions

16-0402N	FEMALE UNION 1/4 FL x 1/8 F C/W NUT
16-0404N	FEMALE UNION 1/4 FL x 1/4 F C/W NUT
16-0406N	FEMALE UNION 1/4 FL x 3/8 F C/W NUT
16-0502N	FEMALE UNION 5/16FL x 1/8 F C/W NUT
16-0504N	FEMALE UNION 5/16FL x 1/4 F C/W NUT
16-0506N	FEMALE UNION 5/16FL x 3/8 F C/W NUT
16-0602N	FEMALE UNION 3/8 FL x 1/8 F C/W NUT
16-0604N	FEMALE UNION 3/8 FL x 1/4 F C/W NUT
16-0606N	FEMALE UNION 3/8 FL x 3/8 F C/W NUT
16-0608N	FEMALE UNION 3/8 FL x 1/2 F C/W NUT
16-0612N	FEMALE UNION 3/8 FL x 3/4 F C/W NUT
16-0804N	FEMALE UNION 1/2 FL x 1/4 F C/W NUT
16-0806N	FEMALE UNION 1/2 FL x 3/8 F C/W NUT
16-0808N	FEMALE UNION 1/2 FL x 1/2 F C/W NUT
16-0812N	FEMALE UNION 1/2 FL x 3/4 F C/W NUT
16-1208N	FEMALE UNION 3/4 FL x 1/2 F C/W NUT
16-1212N	FEMALE UNION 3/4 FL x 3/4 F C/W NUT

© copyright GAMECO



© copyright GAMECO





16F-0404	UNION 1/4 M FLARE x 1/4 F FLARE
16F-0506	UNION 5/16 M FLARE x 3/8 F FLARE
16F-0604	UNION 3/8 M FLARE x 1/4 F FLARE
16F-0605	UNION 3/8 M FLARE x 5/16 F FLARE
16F-0806	UNION 1/2 M FLARE x 3/8 F FLARE

Female Flare Unions



17-04N	UNION 1/4 M FLARE x 1/4 M FLARE C/W NUT
17-05N	UNION 5/16 M FLARE x 5/16 M FLARE C/W NUT
17-06N	UNION 3/8 M FLARE x 3/8 M FLARE C/W NUT
17-08N	UNION 1/2 M FLARE x 1/2 M FLARE C/W NUT
17-12N	UNION 3/4 M FLARE x 3/4 M FLARE C/W NUT

Double Flare Unions



17R-0504N	RED UNION 5/16 FL x 1/4 FL C/W NUTS
17R-0604N	RED UNION 3/8 FL x 1/4 FL C/W NUTS
17R-0605N	RED UNION 3/8 FL x 5/16 FL C/W NUTS
17R-0804N	RED UNION 1/4 FL x 1/2 FL C/W NUTS
17R-0806N	RED UNION 1/2 FL x 3/8 FL C/W NUTS
17R-1208N	RED UNION 1/2 FL x 3/4 FL C/W NUTS

Reducing Flare Unions



18-04N	DOUBLE FLARE ELBOW 1/4 C/W NUTS
18-05N	DOUBLE FLARE ELBOW 5/16 C/W NUTS
18-06N	DOUBLE FLARE ELBOW 3/8 C/W NUTS
18-08N	DOUBLE FLARE ELBOW 1/2 C/W NUTS

Double Flare Elbows



19-04N	TEE 1/4 FL C/W NUTS
19-05N	TEE 5/16 FL C/W NUTS
19-06N	TEE 3/8 FL C/W NUTS
19-08N	TEE 1/2 FL C/W NUTS
19-080806	TEE MALE FLARE 1/2 x 1/2 x 3/8

Three Way Flare Tees



20-0402	BRANCH TEE 1/4 FL x 1/8 MBSP
20-0404N	BRANCH TEE 1/4 FL x 1/4 MBSP C/W NUTS
20-0604N	BRANCH TEE 3/8 FL x 1/4 MBSP C/W NUTS
20-0606N	BRANCH TEE 3/8 FL x 3/8 MBSP C/W NUTS
20-0806N	BRANCH TEE 1/2 FL x 3/8 MBSP C/W NUTS
20-0808N	BRANCH TEE 1/2 FL x 1/2 MBSP C/W NUTS

Flare x BSP Tees



Female Elbows

36-0402N	FEMALE ELBOW 1/4 FL x 1/8 FBSP C/W NUT
36-0404N	FEMALE ELBOW 1/4 FL x 1/4 FBSP C/W NUT
36-0406N	FEMALE ELBOW 1/4 FL x 3/8 FBSP C/W NUT
36-0502N	FEMALE ELBOW 5/16FL x 1/8FBSP C/W NUT
36-0504N	FEMALE ELBOW 5/16FL x 1/4FBSP C/W NUT
36-0602N	FEMALE ELBOW 3/8 FL x 1/8 FBSP C/W NUT
36-0604N	FEMALE ELBOW 3/8 FL x 1/4 FBSP C/W NUT
36-0606N	FEMALE ELBOW 3/8 FL x 3/8 FBSP C/W NUT
36-0608N	FEMALE ELBOW 3/8 FL x 1/2 FBSP C/W NUT
36-0808N	FEMALE ELBOW 1/2 FL x 1/2 FBSP C/W NUT
36F-0606N	ELBOW 3/8 M FLARE 3/8 F FLARE C/W NUT



Flare Caps

56-04	FLARE CAP NUT 1/4 SAE
56-05	FLARE CAP NUT 5/16 SAE
56-06	FLARE CAP NUT 3/8 SAE
56-08	FLARE CAP NUT 1/2 SAE
56-12	FLARE CAP NUT 3/4 SAE



Flare Plugs

65-04	PLUG MALE FLARE 1/4 SAE
65-05	PLUG MALE FLARE 5/16 SAE
65-06	PLUG MALE FLARE 3/8 SAE
65-08	PLUG MALE FLARE 1/2 SAE
65-12	PLUG MALE FLARE 3/4 SAE



Swivel Connectors

70-04	SWIVEL FLARE CONNECTOR 1/4 SAE
70-05	SWIVEL FLARE CONNECTOR 5/16 SAE
70-06	SWIVEL FLARE CONNECTOR 3/8 SAE
70-08	SWIVEL FLARE CONNECTOR 1/2 SAE
70-12	SWIVEL FLARE CONNECTOR 3/4 SAE

60 Deg BSP Flare Fittings

Flare Nuts

CG-25	FLARE NUT 3/8 BSP
CG-26	FLARE NUT 1/2 BSP
CG-29	FLARE NUT 3/4 BSP

Male Unions

CG-43	UNION 3/8 MBSP FL x 3/8 MBSP C/W NUT
CG-55	UNION 1/2 MBSP FL x 3/8 MBSP C/W NUT
CG-42	UNION 1/2 MBSP FL x 1/2 MBSP C/W NUT
CG-44	UNION 1/2 MBSP FL x 3/4 MBSP C/W NUT
CG-68	UNION 3/4 MBSP FL x 3/8 MBSP C/W NUT
CG-58	UNION 3/4 MBSP FL x 1/2 MBSP C/W NUT
CG-57	UNION 3/4 MBSP FL x 3/4 MBSP C/W NUT

Elbows

CG-63	ELBOW 1/2 MBSP FL x 1/2 MBSP C/W NUT
CG-60	ELBOW 1/2 MBSP FL x 3/4 MBSP C/W NUT
08B-1208	ELBOW 3/4 MBSP FL x 1/2 MBSP C/W NUT
08B-1212	ELBOW 3/4 MBSP FL x 3/4 MBSP C/W NUT

Female Unions

CG-38	UNION 1/2MBSP FL X 1/4FBSP C/W NUT
CG-54	UNION 1/2MBSP FL x 1/2FBSP C/W NUT
CG-71	UNION 1/2MBSP FL X 3/4FBSP C/W NUT
CG-69	UNION 3/4MBSP FL X 1/2FBSP C/W NUT
CG-33	UNION 3/4MBSP FL X 3/4FBSP C/W NUT

Union x Copper Solder

CG-72	UNION 1/2 MBSP FL x 1/2 COPPER
17B-1212	UNION 3/4 MBSP FL x 3/4 COPPER

Double Flare Elbows

18B-0808	ELBOW 1/2 MBSP FL x 1/2 MBSP FL C/W NUT
----------	-----------------------------------------

Three Way Flare Tees

19B-080808	TEE MBSP FLARE 1/2 x 1/2 x 1/2
19B-121212	TEE MBSP FLARE 3/4 x 3/4 x 3/4

BSP Fittings

© copyright GAMECO



24-0402	RED BUSH 1/4 MBSP x 1/8 FBSP
24-0602	RED BUSH 3/8 MBSP x 1/8 FBSP
24-0604	RED BUSH 3/8 MBSP x 1/4 FBSP
24-0802	RED BUSH 1/2 MBSP x 1/8 FBSP
24-0804	RED BUSH 1/2 MBSP x 1/4 FBSP
24-0806	RED BUSH 1/2 MBSP x 3/8 FBSP
24-1204	RED BUSH 3/4 MBSP x 1/4 FBSP
24-1206	RED BUSH 3/4 MBSP x 3/8 FBSP
24-1208	RED BUSH 3/4 MBSP x 1/2 FBSP
24-1608	RED BUSH 1 MBSP x 1/2 FBSP
24-1612	RED BUSH 1 MBSP x 3/4 FBSP

Reducing Bushes

© copyright GAMECO



25E-0202	ELBOW 1/8 MBSP x 1/8 FBSP
25E-0404	ELBOW 1/4 MBSP x 1/4 FBSP
25E-0604	ELBOW 1/4 MBSP x 3/8 FBSP
25E-0606	ELBOW 3/8 MBSP x 3/8 FBSP
25E-0808	ELBOW 1/2 MBSP x 1/2 FBSP
25E-1212	ELBOW 3/4 MBSP x 3/4 FBSP

Elbows

© copyright GAMECO



25P-0404	ELBOW 1/4 MBSP x 1/4 FBSP LONG TYPE
25P-0606	ELBOW 3/8 MBSP x 3/8 FBSP LONG TYPE
25P-0808	ELBOW 1/2 MBSP x 1/2 FBSP LONG TYPE

Sockets – FBSP Couplings

© copyright GAMECO



26-02	HEXAGON SOCKET 1/8 FBSP
26-04	HEXAGON SOCKET 1/4 FBSP
26-06	HEXAGON SOCKET 3/8 FBSP
26-08	HEXAGON SOCKET 1/2 FBSP
26-12	HEXAGON SOCKET 3/4 FBSP
26-16	HEXAGON SOCKET 1 FBSP

Nipples - MBSP Unions

© copyright GAMECO



27-02	HEXAGON NIPPLE 1/8 MBSP
27-04	HEXAGON NIPPLE 1/4 MBSP
27-06	HEXAGON NIPPLE 3/8 MBSP
27-08	HEXAGON NIPPLE 1/2 MBSP
27-12	HEXAGON NIPPLE 3/4 MBSP
27-16	HEXAGON NIPPLE 1 MBSP

© copyright GAMECO



73-0402	RED NIPPLE 1/4 MBSP x 1/8 MBSP
73-0602	RED NIPPLE 3/8 MBSP x 1/8 MBSP
73-0604	RED NIPPLE 3/8 MBSP x 1/4 MBSP
73-0804	RED NIPPLE 1/2 MBSP x 1/4 MBSP
73-0806	RED NIPPLE 1/2 MBSP x 3/8 MBSP
73-1208	RED NIPPLE 3/4 MBSP x 1/2 MBSP
73-1612	RED NIPPLE 1 MBSP x 3/4 FBSP

© copyright GAMECO



28-02-1.5
28-02-2
28-04-1.5
28-04-2

Hex Nipples Long

HEXAGON LONG NIPPLE 1/8 MBSP x 1-1/2
HEXAGON LONG NIPPLE 1/8 MBSP x 2
HEXAGON LONG NIPPLE 1/4 MBSP x 1-1/2
HEXAGON LONG NIPPLE 1/4 MBSP x 2

© copyright GAMECO



29-0402
29-0602
29-0604
29-0802
29-0804
29-0806
29-1206
29-1208
29-1612

Reducing Sockets

RED SOCKET 1/4 FBSP x 1/8 FBSP
RED SOCKET 3/8 FBSP x 1/8 FBSP
RED SOCKET 3/8 FBSP x 1/4 FBSP
RED SOCKET 1/2 FBSP x 1/8 FBSP
RED SOCKET 1/2 FBSP x 1/4 FBSP
RED SOCKET 1/2 FBSP x 3/8 FBSP
RED SOCKET 3/4 FBSP x 3/8 FBSP
RED SOCKET 3/4 FBSP x 1/2 FBSP
RED SOCKET 1 FBSP x 3/4 FBSP

© copyright GAMECO



33-02
33-04
33-06
33-08
33-12
33-16

Caps BSP

CAP 1/8 FBSP
CAP 1/4 FBSP
CAP 3/8 FBSP
CAP 1/2 FBSP
CAP 3/4 FBSP
CAP 1 FBSP

© copyright GAMECO



34-02
34-04
34-06
34-08
34-12
34-16

Elbows FBSP

FEMALE ELBOW 1/8 FBSP x 1/8 FBSP
FEMALE ELBOW 1/4 FBSP x 1/4 FBSP
FEMALE ELBOW 3/8 FBSP x 3/8 FBSP
FEMALE ELBOW 1/2 FBSP x 1/2 FBSP
FEMALE ELBOW 3/4 FBSP x 3/4 FBSP
FEMALE ELBOW 1 FBSP x 1 FBSP

© copyright GAMECO



35-02
35-04
35-06
35-08
35-12
35-16

Teas FBSP

FEMALE TEE 1/8 FBSP
FEMALE TEE 1/4 FBSP
FEMALE TEE 3/8 FBSP
FEMALE TEE 1/2 FBSP
FEMALE TEE 3/4 FBSP
FEMALE TEE 1 FBSP



37-04
37-06
37-08

Cross FBSP

4 WAY CROSS 1/4 FBSP
4 WAY CROSS 3/8 FBSP
4 WAY CROSS 1/2 FBSP



48-02
48-04
48-06
48-08
48-0604

Elbows MBSP

MALE ELBOW 1/8 MBSP x 1/8 MBSP
MALE ELBOW 1/4 MBSP x 1/4 MBSP
MALE ELBOW 3/8 MBSP x 3/8 MBSP
MALE ELBOW 1/2 MBSP x 1/2 MBSP
RED MALE ELBOW 3/8 MBSP x 1/4 MBSP



35M-04
35M-06
35M-08

Tee MBSP

MALE TEE SEATED 1/4 MBSP
MALE TEE SEATED 3/8 MBSP
MALE TEE SEATED 1/2 MBSP



64-02
64-04
64-06
64-08
64-12

Hexagon Plugs

TAPER PLUG 1/8 MBSP
TAPER PLUG 1/4 MBSP
TAPER PLUG 3/8 MBSP
TAPER PLUG 1/2 MBSP
TAPER PLUG 3/4 MBSP



72-0202
72-0402
72-0404
72-0602
72-0604
72-0606
72-0804
72-0806
72-0808
72-1208
72-1212
72-1612
72-2016
72-2416

Reducing Adaptors

RED ADAPTOR 1/8 MBSP x 1/8 FBSP
RED ADAPTOR 1/4 FBSP x 1/8 MBSP
RED ADAPTOR 1/4 FBSP x 1/4 MBSP
RED ADAPTOR 3/8 FBSP x 1/8 MBSP
RED ADAPTOR 3/8 FBSP x 1/4 MBSP
RED ADAPTOR 3/8 FBSP x 3/8 MBSP
RED ADAPTOR 1/2 FBSP x 1/4 MBSP
RED ADAPTOR 1/2 FBSP x 3/8 MBSP
RED ADAPTOR 1/2 FBSP x 1/2 MBSP
RED ADAPTOR 3/4 FBSP x 1/2 MBSP
RED ADAPTOR 3/4 FBSP x 3/4 MBSP
RED ADAPTOR 1 FBSP x 3/4 MBSP
RED ADAPTOR 1 1/4 FBSP x 1 MBSP
RED ADAPTOR 1 1/2 FBSP x 1 MBSP



74-02
74-04
74-06
74-08

Locknut BSP

LOCKNUT 1/8 BSP
LOCKNUT 1/4 BSP
LOCKNUT 3/8 BSP
LOCKNUT 1/2 BSP

Tube Bushes



W3-0604	STRAIGHT CONN 3/8 x 1/4 MBSP
W3-0606	STRAIGHT CONN 3/8 x 3/8 MBSP
W3-0608	STRAIGHT CONN 3/8 x 1/2 MBSP
W3-0804	STRAIGHT CONN 1/2 x 1/4 MBSP
W3-0806	STRAIGHT CONN 1/2 x 3/8 MBSP
W3-0808	STRAIGHT CONN 1/2 x 1/2 MBSP
W3-0812	STRAIGHT CONN 1/2 x 3/4 MBSP
W3-1208	STRAIGHT CONN 3/4 x 1/2 MBSP
W3-1212	STRAIGHT CONN 3/4 x 3/4 MBSP
W3-1612	STRAIGHT CONN 1 x 3/4 MBSP
W3-1616	STRAIGHT CONN 1 x 1 MBSP
W3-52262	STRAIGHT CONN 1-1/4 OD X 1-1/4 MBSP

Barrel Unions



1401	UNION 1/8 FBSP x 1/8 FBSP
1402	UNION 1/4 FBSP x 1/4 FBSP
1403	UNION 3/8 FBSP x 3/8 FBSP
1404	UNION 1/2 FBSP x 1/2 FBSP
1405	UNION 3/4 FBSP x 3/4 FBSP
1406	UNION 1 FBSP x 1 FBSP



1421	UNION 1/8 MBSP x 1/8 FBSP
1422	UNION 1/4 MBSP x 1/4 FBSP
1423	UNION 3/8 MBSP x 3/8 FBSP
1424	UNION 1/2 MBSP x 1/2 FBSP
1425	UNION 3/4 MBSP x 3/4 FBSP
1426	UNION 1 MBSP x 1 FBSP

Gameco stock a range of 3000# psi Steel fittings

Copper Tube Fittings



190104	BONNET COPPER 1/4 FLARE
1105-05	BONNET COPPER 5/16 FLARE
190105	BONNET COPPER 3/8 FLARE
190106	BONNET COPPER 1/2 FLARE
190112	BONNET COPPER 3/4 FLARE

Flare Bonnets



W12CU-04	ELBOW COPPER 1/4
W12CU-06	ELBOW COPPER 3/8
W12CU-08	ELBOW COPPER 1/2
W12CU-12	ELBOW COPPER 3/4
W12CU-16	ELBOW COPPER 1
LPW20034	ELBOW COPPER 1-1/2
W12RCU-0806	RED ELBOW COPPER 1/2 x 3/8
W12RCU-1208	RED ELBOW COPPER 3/4 x 1/2
LPW20031	RED ELBOW COPPER 1 x 3/4

Copper Elbows



W24CU-04	TEE COPPER 1/4
W24CU-05	TEE COPPER 5/16
W24CU-06	TEE COPPER 3/8
W24CU-08	TEE COPPER 1/2
W24CU-12	TEE COPPER 3/4
W24CU-16	TEE COPPER 1
LPW21504	TEE COPPER 5/16 x 5/16 x 1/4
LPW21506	TEE COPPER 3/8 x 3/8 x 1/4
LPW21523	TEE COPPER 5/8 x 5/8 x 1/4
LPW21511	TEE COPPER 1/2 x 1/2 x 3/8
LPW21537	TEE COPPER 3/4 x 1/2 x 1/2
LPW21549	TEE COPPER 1 x 1 x 3/4
LPW21550	TEE COPPER 1 x 1 x 1/2
W25CU-1208	RED TEE COPPER 3/4 X 1/2

Copper Tees



LPW22000	UNION F/F 1/4
W1CU-05	UNION F/F 5/16
W1CU-06	UNION F/F 3/8
LPW22033	UNION F/F 1/2
W1CU-12	UNION F/F 3/4
W1CU-16	UNION F/F 1
LPW22020	UNION F/F 3/8 x 1/4
LPW22032	UNION F/F 1/2 x 3/8
LPW22050	UNION F/F 3/4 x 3/8
LPW22051	UNION F/F 3/4 x 1/2
W1RCU-1608	RED UNION 1 x 1/2
W1RCU-1612	RED UNION 1 x 3/4

Copper Unions



W61CU-06	END CAP 3/8
W61CU-08	END CAP 1/2
W61CU-12	END CAP 3/4
W61CU-16	END CAP 1

Copper Caps

Tube Fittings

Barbs



P3-0202	SINGLE TAIL BARB 1/8 x 1/8 MBSP
P3-0302	SINGLE TAIL BARB 3/16 x 1/8 MBSP
P3-0304	SINGLE TAIL BARB 3/16 x 1/4 MBSP
P3-0402	SINGLE TAIL BARB 1/4 x 1/8 MBSP
P3-0404	SINGLE TAIL BARB 1/4 x 1/4 MBSP
P3-0406	SINGLE TAIL BARB 1/4 x 3/8 MBSP
P3-0408	SINGLE TAIL BARB 1/4 x 1/2 MBSP
P3-0502	SINGLE TAIL BARB 5/16 x 1/8 MBSP
P3-0504	SINGLE TAIL BARB 5/16 x 1/4 MBSP
P3-0506	SINGLE TAIL BARB 5/16 x 3/8 MBSP
P3-0602	SINGLE TAIL BARB 3/8 x 1/8 MBSP
P3-0604	SINGLE TAIL BARB 3/8 x 1/4 MBSP
P3-0606	SINGLE TAIL BARB 3/8 x 3/8 MBSP
P3-0608	SINGLE TAIL BARB 3/8 x 1/2 MBSP
P3-0802	SINGLE TAIL BARB 1/2 x 1/8 MBSP
P3-0804	SINGLE TAIL BARB 1/2 x 1/4 MBSP
P3-0806	SINGLE TAIL BARB 1/2 x 3/8 MBSP
P3-0808	SINGLE TAIL BARB 1/2 x 1/2 MBSP
P3-1006	SINGLE TAIL BARB 5/8 x 3/8 MBSP

P5-0304	NUT & BARB TAIL 3/16 HOSE x 1/4 FBSP
P5-0404	NUT & BARB TAIL 1/4 HOSE x 1/4 FBSP
P5-0406	NUT & BARB TAIL 1/4 HOSE x 3/8 FBSP
P5-0504	NUT & BARB TAIL 5/16 HOSE x 1/4 FBSP
P5-0506	NUT & BARB TAIL 5/16 HOSE x 3/8 FBSP
P5-0604	NUT & BARB TAIL 3/8 HOSE x 1/4 FBSP
P5-0606	NUT & BARB TAIL 3/8 HOSE x 3/8 FBSP
P5-0608	NUT & BARB TAIL 3/8 HOSE x 1/2 FBSP

P6-0402	ELBOW BARB 1/4 x 1/8 MBSP
P6-0404	ELBOW BARB 1/4 x 1/4 MBSP
P6-0502	ELBOW BARB 5/16 x 1/8 MBSP
P6-0504	ELBOW BARB 5/16 x 1/4 MBSP
P6-0604	ELBOW BARB 3/8 x 1/4 MBSP
P6-0606	ELBOW BARB 3/8 x 3/8 MBSP
P6-0808	ELBOW BARB 1/2 x 1/2 MBSP
P6-1004	ELBOW BARB 5/8 x 1/4 MBSP
P6-1006	ELBOW BARB 5/8 x 3/8 MBSP
P3-1008	ELBOW BARB 5/8 x 3/8 MBSP

Other sizes are available on request

Compression Fittings

Olives



01-03	COMPRESSION OLIVE 3/16
01-04	COMPRESSION OLIVE 1/4
01-05	COMPRESSION OLIVE 5/16
01-06	COMPRESSION OLIVE 3/8
01-08	COMPRESSION OLIVE 1/2

Compression Nuts



02-03	COMPRESSION NUT 3/16
02-04	COMPRESSION NUT 1/4
02-05	COMPRESSION NUT 5/16
02-06	COMPRESSION NUT 3/8
02-08	COMPRESSION NUT 1/2

Compression Tubes



03-0302	COMPRESSION CONN 3/16 x 1/8 MBSP
03-0304	COMPRESSION CONN 3/16 x 1/4 MBSP
03-0402	COMPRESSION CONN 1/4 x 1/8 MBSP
03-0404	COMPRESSION CONN 1/4 x 1/4 MBSP
03-0406	COMPRESSION CONN 1/4 x 3/8 MBSP
03-0408	COMPRESSION CONN 1/4 x 1/2 MBSP
03-0502	COMPRESSION CONN 5/16 x 1/8 MBSP
03-0504	COMPRESSION CONN 5/16 x 1/4 MBSP
03-0506	COMPRESSION CONN 5/16 x 3/8 MBSP
03-0508	COMPRESSION CONN 5/16 x 1/2 MBSP
03-0602	COMPRESSION CONN 3/8 x 1/8 MBSP
03-0604	COMPRESSION CONN 3/8 x 1/4 MBSP
03-0606	COMPRESSION CONN 3/8 x 3/8 MBSP

Compression Elbows



05-0402	COMPRESSION ELBOW 1/4 x 1/8 MBSP
05-0404	COMPRESSION ELBOW 1/4 x 1/4 MBSP

Needle Valves

Needle Valves



NV104T4

BRASS NEEDLE VALVE 1/4 FBSP x 1/4 FBSP

NV105T2

BRASS NEEDLE VALVE 1/8 MBSP x 1/8 MBSP



NV105T4

BRASS NEEDLE VALVE 1/4 MBSP x 1/4 MBSP



1410069

BRASS NEEDLE VALVE 1/4 MBSP x 1/4 FBSP

HP102NV4

NEEDLE VALVE SS 1/4M x 1/4F NPT

Goods supplied may not be exactly as depicted

Clips and Copper Tube



NC-06	PLASTIC NAIL CLIP 3/8 (100)
NC-08	PLASTIC NAIL CLIP 1/2 (100)
NC-12	PLASTIC NAIL CLIP 3/4 (100)

Plastic Nail Clips



SC-12	SNAP PIPE CLIP 12mm (100)
SC-19	SNAP PIPE CLIP 19mm (100)

Snap Pipe Clips



1109-05	CLIP O TYPE 5/16
1113-08	CLIP O TYPE 1/2
1115-09	CLIP O TYPE 9/16

Clips



PS-04	COPPER PIPE SADDLE 1/4 (100)
PS-05	COPPER PIPE SADDLE 5/16 (100)
PS-06	COPPER PIPE SADDLE 3/8 (100)
PS-08	COPPER PIPE SADDLE 1/2 (100)
PS-10	COPPER PIPE SADDLE 5/8 (100)
PS-12	COPPER PIPE SADDLE 3/4 (100)
PS-16	COPPER PIPE SADDLE 1 (100)

Copper Saddles



CU-4	COPPER PIPE 1/4 OD x 20g x 30m COIL
CU-5	COPPER PIPE 5/16 OD x 20g x 30m COIL
CU-6	COPPER PIPE 3/8 OD x 20g x 18m COIL
CU-8	COPPER PIPE 1/2 OD x 20g x 18m COIL

Copper Pipe

Copper Pipe – Plastic Coated

CU-4P	COPPER TUBE 1/4 KEMLINE 18m COIL
CU-5P	COPPER TUBE 5/16 KEMLINE 30m COIL
CU-6P	COPPER TUBE 3/8 KEMLINE 18m COIL

Quick Metric Pipe Conversions	20g = 0.91mm	19g = 1.02mm	18g = 1.22mm
	1/4 = 6.35mm	5/16 = 7.94mm	3/8 = 9.53mm
	1/2 = 12.70mm	3/4 = 19.05mm	

BALL VALVES

Female x Female - Mini Handle



G52FF04	BALL VALVE 1/4 F&F BUTTERFLY HANDLE
G52FF06	BALL VALVE 3/8 F&F BUTTERFLY HANDLE
G52FF08	BALL VALVE 1/2 F&F BUTTERFLY HANDLE
G52FF12	BALL VALVE 3/4 F&F BUTTERFLY HANDLE
G52FF16	BALL VALVE 1 F&F BUTTERFLY HANDLE

Male x Female - Mini Handle



G52MF04	BALL VALVE 1/4 M&F BUTTERFLY HANDLE
G52MF06	BALL VALVE 3/8 M&F BUTTERFLY HANDLE
G52MF08	BALL VALVE 1/2 M&F BUTTERFLY HANDLE
G52MF12	BALL VALVE 3/4 M&F BUTTERFLY HANDLE
G52MF16	BALL VALVE 1 M&F BUTTERFLY HANDLE

Double Male Flare - SAE Flare and BSP Flare



1210126N	BALL VALVE 5/16 MSAE DBL FLARE C/W NUTS
T204-06	BALL VALVE 3/8 MSAE DBL FLARE C/W NUTS
T204-08	BALL VALVE 1/2 MSAE DBL FLARE C/W NUTS
200091	BALL VALVE 3/8 MBSP DBL FLARE C/W NUTS
2000BSP	BALL VALVE 1/2 MBSP DBL FLARE C/W NUTS

Female x Female Lever Handle



G51FF04	BALL VALVE LEVER TYPE 1/4 FBSP
G51FF06	BALL VALVE LEVER TYPE 3/8 FBSP
G51FF08	BALL VALVE LEVER TYPE 1/2 FBSP
G51FF12	BALL VALVE LEVER TYPE 3/4 FBSP
G51FF16	BALL VALVE LEVER TYPE 1 FBSP
G51FF20	BALL VALVE LEVER TYPE 1-1/4 FBSP
G51FF24	BALL VALVE LEVER TYPE 1-1/2 FBSP
G51FF32	BALL VALVE LEVER TYPE 2 FBSP

M & F Available also in 1/4, 3/8 and 1/2

Instantaneous Water & Gas Ball Valves



1344015-W	WATER VALVE 20mm x 15mm FL INST WATER (Green Handle)
1345015-G	GAS VALVE 15mm x 15mm FL INST WATER (Yellow Handle)
1338015-G	GAS VALVE 20mm x 15mm FL INST WATER (Yellow Handle)
1330020-G	GAS VALVE 20mm x 20mm FL INST WATER (Yellow Handle)
BVK-IWH-FL	WATER HEATER B/V KIT 3/4 BSP FLARE



BVK-IWH-FI	WATER HEATER B/V KIT 3/4 FBSP
------------	-------------------------------

BURNERS and Associated Equipment



RB-8

WOK BURNER DUAL RING RAMBO 60MJ



HC18J-070G
HC18J-120G

DUCKBILL BURNER 18 NOZZLE LPG
DUCKBILL BURNER 18 NOZZLE NG



HC28J-070G
HC28J-120G

DUCKBILL BURNER 28 NOZZLE LPG
DUCKBILL BURNER 28 NOZZLE NG



WS1023-070G
WS1023-130G

23 BURNER MODEL

MONGOLIAN BURNER 23 NOZZLE LPG
MONGOLIAN BURNER 23 NOZZLE NG



WS1032-070G
WS1032-130G

32 BURNER MODEL

MONGOLIAN BURNER 32 NOZZLE LPG
MONGOLIAN BURNER 32 NOZZLE NG

Spare Nozzles



14050
14120

MONGOLIAN BURNER 0.55MM NOZZLE LPG
MONGOLIAN BURNER 1.02MM NOZZLE NG

83050
83120

DUCKBILL BURNER NOZZLE 58MM LPG
DUCKBILL BURNER NOZZLE 1.02MM NG

Cast Iron Tube Burners



IF-3102

BURNER BBQ TYPE 14"



HPA-100LP

HIGH PRESSURE WOK COOKER
(Piezo Ignition)

A large range of ring burners, cast iron burners and cast iron cook tops are available



BU-U2-54

SS BURNER 130X50mm 160MJ/200 kPa MK1



BURNER AEROMATIC 10 ROW X 24 PORT
Other sizes available

Inspirator Burners



FRN.5	FLAME RETENTION NOZZLE FR15	1/2
FRN.75	FLAME RETENTION NOZZLE FR20	3/4
FRN-1	FLAME RETENTION NOZZLE FR25	1
FRN-1.25	FLAME RETENTION NOZZLE FR32	1-1/4
FRN-1.5	FLAME RETENTION NOZZLE FR40	1-1/2
FRN-2	FLAME RETENTION NOZZLE FR50	2
FRN-2.5	FLAME RETENTION NOZZLE 65mm BSP	
FRN-3	FLAME RETENTION NOZZLE 80mm BSP	



NGB-L-1	LONG PATTERN INSPIRATOR 25mm BSP
NGB-L-1.25	NGB LONG INSPIRATOR LPI32 1-1/4
NGB-L-1.5	NGB LONG INSPIRATOR LPI40 1-1/2
NGB-L-2	LONG PATTERN INSPIRATOR 2 BSP




NGB-.5	NGB INSPIRATOR SPI15	1/2
NGB-.75	NGB INSPIRATOR SPI20	3/4
NGB-1	NGB INSPIRATOR SPI25	1
NGB-1.25	NGB INSPIRATOR SPI32	1-1/4
NGB-1.5	NGB INSPIRATOR SPI40	1-1/2
NGB-2	NGB INSPIRATOR SPI50	2



Liquid Vaporising Burner

KLB-1	KLB LIQUID BURNER 600,000 BTU
KLB-2	KLB LIQUID BURNER 1,000,000 BTU (pictured)



KB133 KB212 KB230
KB116 KB120

Rail Cocks for Burners

	Inlet	Outlet	Shaft	Simmer
KB116	1/4 M	1/8 F	8mm	N
KB120	1/4	1/8		
KB133	1/4 M	9/16MFL	8mm	N
KB136B	1/4 M	1/4 F	8mm	N
KB144	1/4 M	1/8 F	8mm	Y
KB212A	1/8 M	1/8 M	8mm	N
KB264A	1/8 M	1/8 M	8mm	Y

A large range of rail cocks are available

Injectors to suit

KB19100	NIPPLE 1mm ORIFICE 1/8 FBSP
37060	INJECTOR NIPPLE 1/8 MBSP (0.60)
73090	INJECTOR 1/4 BSP PILOT w PILOT HOLE

Injector mushroom type

KB3035	INJECTOR KNOCK IN MUSHROOM
--------	----------------------------

PEL Thermostats – Flame failure valves available

4140001	PEL 21N COMMERCIAL GASCOCK WITH PILOT
4140019	COMMERCIAL CONTROL FFV
B4140021	CONTROL PILOT OUTLET 90° ELBOW Used for most grill plates, char grills. (Goldstein, BVA-Cookon, APV, Cutin)
4140022	GASCOCK C/W PILOT 22S FF TYPE to suit Zanusi range
4140023	GASCOCK F/FAILURE & PILOT 23S TYPE
4140200	COMMERCIAL GASCOCK 1/4 M x 1/8 M
4140921	MAGNET FOR PEL/PINTOSSI 4140020,21,25
4140923	MAGNET FOR PEL/PINTOSSI 4140023
4140924	MAGNET FOR PEL/PINTOSSI 4140022,24
8488000	THERMOSTAT 280°C 0.90mm BYPASS
8488005	THERMOSTAT 280°C 0.75mm BYPASS



BGC10007

GAS COCK 1/8 INLET x INJECTOR OUTLET



KNOBSTDN
KNOBREVN
21300
1533

Light Duty Knobs - Domestic

KNOB BARBEQUE FLAT DOWN 1/4
KNOB BARBEQUE FLAT UP 1/4
KNOB "AC" FOR 1/4 SHAFT
KEEFER KNOB 8mm STANDARD TYPE



1BA
0BA

1BA PILOT DRILLED INJECTOR (80MTD)
0BA PILOT DRILLED INJECTOR (80MTD)

Heavy duty Knobs - Commercial



13100
21200
21201

KNOB ROUND BLACK LGE 5/16 SHAFT
KNOB SQUARE RED LGE 5/16 SHAFT
KNOB SQUARE BLACK LGE 5/16 SHAFT

A large range of knobs is available

RED DRAGON WEED BURNERS



VT1-32C

MINI DRAGON WITH F/MALE 1/4NPT THRD



VT2-23C
VT2-23SVC












WEED DRAGON TORCH KIT (*continuous flame*)
WEED DRAGON KIT WITH TRIGGER



JET 4
JET 8

RED DRAGON JET 4 WEED TORCH
RED DRAGON JET 8 LIQ/VAP TORCH

HAND HELD BURNERS & ACCESSORIES

	3214-01	SOLDERING AND BRAZING BURNER GR/HR 20
	3217-01	SOLDERING AND BRAZING BURNER GR/HR 80
	3219-01	SOLDERING AND BRAZING BURNER GR/HR 125
	3222-01	SOLDERING AND BRAZING BURNER GR/HR 280
	3128-01	SOLDERING AND BRAZING BURNER GR/HR 435
	3135-01	SOLDERING AND BRAZING BURNER GR/HR 1600
	3445-01	SOLDERING BURNER GR/HR 2500
	3457-01	BURNER GR/HR 5500
	3463-01	BURNER GR/HR 6700
	35037	JEWELLERY TYPE BURNER GR/HR 20
	39038	JEWELLERY TYPE BURNER GR/HR 125
	39040	JEWELLERY TYPE BURNER GR/HR 200
	2402-3	HAND PIECE
	2401-3	HAND PIECE (WITH TRIGGER)

	3006-01	NECK TUBE (60 MM)
	3010-01	NECK TUBE (100 MM)
	3020-01	NECK TUBE (200 MM)
	3040-01	NECK TUBE (400 MM)
	3060-01	NECK TUBE (600 MM)
	3075-01	NECK TUBE (750 MM)
	3100-01	NECK TUBE (1000 MM)
	3512-01	TURBO BURNER GR/HR 150
	3518-01	TURBO BURNER GR/HR 250
	3522-01	TURBO BURNER GR/HR 315
	3528-01	TURBO BURNER GR/HR 440
	23370-3-01	SOLDERING TORCH SET (C/W HAND PIECE)
	3002-01	2 BURNER MANIFOLD (SHANK 14X1 & 20X1 BRN)
	3003-01	3 BURNER MANIFOLD (SHANK 14X1 & 20X1 BRN)
	3004-01	4 BURNER MANIFOLD (SHANK 14X1 & 20X1 BRN)
	30900	TORCH NECK HOLDER (STAND)
	GR-460POL-HW	REGULATOR + POL/HW 0-60PSI (400kPa)
	89122	2M HOSE C/W 3/8" BSP L/H X 1/4" MALE BSP
	89124	4M HOSE C/W 3/8" BSP L/H X 1/4" MALE BSP
	89126	6M HOSE C/W 3/8" BSP L/H X 1/4" MALE BSP
	891210	10M HOSE C/W 3/8" BSP L/H X 1/4" MALE BSP
	YKK89122	2M HOSE & REGULATOR KIT
	YKK89124	4M HOSE & REGULATOR KIT
	YKK89126	6M HOSE & REGULATOR KIT
	YKK891210	10M HOSE & REGULATOR KIT

CYLINDERS and Associated Products



PRI2000
PRI2012C

PRIMUS 2000 0.34KG CYLINDER
PRIMUS 2012C 3/8LH 2.2KG CYLINDER



4KG
4.5KGMCGAL
9.5KGMCGAL
PRI4KG

MANCHESTER 4KG POL CYLINDER P/C
MANCHESTER 4KG POL CYLINDER GALV
MANCHESTER 9KG POL CYLINDER GALV
PRIMUS 4KG POL CYLINDER

PRI9KG

PRIMUS 9KG POL CYLINDER



15KGMCF/L-ALUM

15KG ALUM FORKLIFT CYLINDER
D=315, L=568, H=710

18KGMCF/L
18KGMCGF/L

18KG FORKLIFT CYLINDER
18KG GALVANISED FORKLIFT CYLINDER
D=310, L=655, H=840

****A full range of cylinders are available on request ****



7659XH2KIT

DECANTING GUN KIT [3 PARTS]
Adaptors are also available separately



7659XH2CGKIT

DECANT GUN KIT CG FITTG C/W VLE/FTG



POLP
PCS8304
4028

POL MALE PLUG W/ TIE & WINGS
PRIMUS CYLINDER VALVE DUST CAP
CAP PLASTIC 3/8LH F SUIT 3/8LH CYL



GCE

CYLINDER ENCLOSURE TO SUIT 2 x 45KG
GALVANISED STEEL PANELS

INSTALLATION MATERIALS and SEALANTS



209061

GAMECO HIGH DENSITY TEFLON TAPE 10m
(0.1mm x 12mm) AGA Approved

© copyright GAMECO



GVA126

GVA126 GREASE GAS COCK 60G TUBES
HYHEET

© copyright GAMECO



UTP
UTS

UNASCO HANDI PAK TEFLON SEALANT 33g
UNASCO H/D TEFLON SEALANT 250ml

© copyright GAMECO



LOC-567
LOC-569
LOC-577

LOCTITE 567 HI-TEMP SEALANT 50ml
LOCTITE 569 LOCK SEALANT 50ml
LOCTITE 577 HI-PRESS SEALANT 50ml
AGA APPROVED

© copyright GAMECO



LOX58-11

LOXEAL HI PRESSURE GAS SEALANT 100g
AGA APPROVED 2600 kPa

© copyright GAMECO



LC-250
LC-500
LC-5

LEAKCHECK LIQUID DETECTOR 250ml
LEAKCHECK LIQUID DETECTOR 500ml
LEAKCHECK LIQUID DETECTOR 5LT DRUM

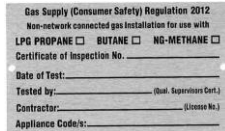
© copyright GAMECO



CITRA-2

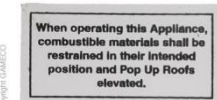
CITRABRASE CITRUS HANDWASH 500ml

PLATES LABELS & MARKING TAPE



CP-A

COMPLIANCE PLATE DOMESTIC (NSW)
LPG/BUTANE/NG-METH



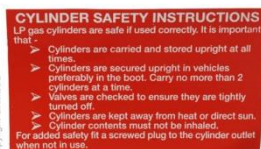
CI-CVAN-W

CARAVAN APPLIANCE WARNING STICKER



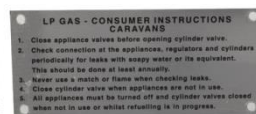
SM-DA

STICKER "DANGER KEEP FIRE AWAY"



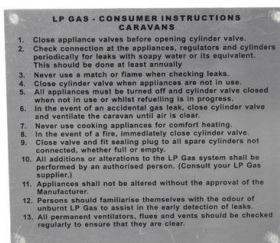
CYL-SAFETY

LABEL CYLINDER SAFETY INSTRUCTION



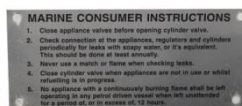
CI-PA

CONSUMER INSTRUCTION PLATE
(ABBREV)




CI-P

CONSUMER INSTRUCTION PLATE
(STANDARD)









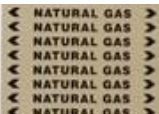


CI-PMA

MARINE INSTRUCTION PLATE
(ABBREV)



CI-PM

MARINE INSTRUCTION PLATE (STANDARD)

 	SM-PL	PIPE MARKER "PROPANE LIQUID"	46x6cm
	SM-PLS	PIPE MARKER "PROPANE LIQUID"	18x3cm
	SM-PV	PIPE MARKER "PROPANE VAPOUR"	46x6cm
	SM-PVS	PIPE MARKER "PROPANE VAPOUR"	18x3cm
   	SM-LPGS	STICKER "L.P.GAS STORAGE" SMALL	160mmx60mm
	SM-LPS	PIPELINE MARKER "L.P.GAS" SMALL	35mmx460mm
	SM-LP	PIPELINE MARKER "L.P.GAS"	60mmx460mm
	SM-LPGAS-S	STICKER "LP GAS" SHEET (50)	90mmx460mm
 	SM-NG	PIPELINE MARKER "NATURAL GAS"	46x3cm
	SM-NGAS-S	STICKER "NATURAL GAS" SHEET (50)	90mm x 460mm
 	TMT-250	TRENCH MARKING TAPE	250m x 100mm
	TMT-500	TRENCH MARKING TAPE	500m X 150mm
	SM-GIV	"GAS ISOLATION VALVE"	150x100mm
	SM-SHUTOFF	STICKER EMERGENCY GAS SHUTOFF VALVE	

Please note: Other types, text and sizes of labels available

PUBLICATIONS



CB-A

CERTIFICATE OF INSPECTION NSW
(LPG, NG, AUTOGAS INSTALLATIONS)

REGULATORS and Associated Equipment



1/2 FNPT OUTLET RegO BRAND 250 MJ RATING

LV404B34	REGO TWIN STATE REG. 250MJ
LV404B34BRK	REGO TWIN STAGE REG. 250MJ CW BRACKET
LV404B34S	REGO TWIN STAGE SINGLE REG. 250MJ
LV404B34M	REGO TWIN STAGE MCO REG. 250MJ



1/2 FNPT OUTLET RegO BRAND 450 MJ RATING

LV404B4	REGO TWINSTAGE REG. 450MJ
LV404B4BRK	REGO TWINSTAGE REG. 450MJ C/W BRACKET
LV404B4S	REGO TWINSTAGE SINGLE REG. 450MJ
LV404B4M	REGO TWINSTAGE MCO REG. 450MJ

Other regulators for TWO STAGE LPG applications - high capacity relief - suit OPP applications



LV3403TR	REGO 1ST STAGE REGULATOR 1500MJ 70 kPa 1/4 x 1/2
----------	-----------------------------------------------------



LV4403TR9	REGO 1ST STAGE REGULATOR 2500MJ
-----------	---------------------------------



LV4403B4	REGO 2ND STAGE REGULATOR 450MJ
LV4403B66	REGO 2ND STAGE REGULATOR 450MJ

High Capacity

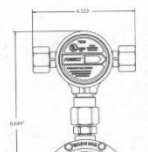


LV5503B6	REGO 2ND STAGE REGULATOR 1000MJ
LV5503B8	REGO 2ND STAGE REGULATOR 2300MJ

Automatic Change-over Regulators OVERPRESSURE PROTECTION



5726B34	REGO AUTO REGULATOR KIT 250MJ
5745B4	REGO AUTO REGULATOR KIT 450MJ
7525B4	REGO AUTO REGULATOR 450MJ



7525TD	REGO AUTO REGULATOR HEAD ONLY
--------	-------------------------------

NOTE: MJ Rating of Regulators is in accordance with Manufacturer's specifications

Associated Products



AG130	GAS FILTER 1/2" BSP SMALL BODY 10 BAR
AG131	GAS FILTER 3/4" BSP SMALL BODY 10 BAR
AG132	GAS FILTER 1/2" BSP 10 BAR c/w TEST POINT
AG133	GAS FILTER 3/4" BSP 10 BAR c/w TEST POINT
AG134	GAS FILTER 1" BSP 10 BAR c/w TEST POINT
AG135	GAS FILTER 1 1/4" BSP 10 BAR c/w TEST POINT
AG136	GAS FILTER 1 1/2" BSP 10 BAR c/w TEST POINT
AG137	GAS FILTER 2" BSP c/w P/PLUG 10 BAR
AG140	GAS FILTER 4" FLANGED DN100 10 BAR
AG141	GAS FILTER 6" FLANGED DN150 2 BAR



G1	METER BOX GAS METAL 515mm x 485mm x 250mm Height x Width x Depth
----	------------------------------------------------------------------------



750512	METER DOMESTIC 7.5CM/HR (NSW)
750513	METER DOMESTIC 7.5CM/HR (VIC)
750514	METER DOMESTIC 7.5CM/HR (QLD)

Larger meters available on request.

503700	GAS METER MOUNTING BAR SUIT 750512
--------	------------------------------------



5500	METER BEND - TO SUIT DOMESTIC METER
------	-------------------------------------



SI3	NUT + TAIL SET - SUIT DOMESTIC METER
-----	--------------------------------------



PWD-1	CABINET PWD 600 x 400 x 170 WITH LOCK
-------	---------------------------------------



PWD-1SS	CABINET PWD S/S NG/LPG WITH LOCK & KEY
---------	----------------------------------------



High Pressure/High Temperature Industrial/Commercial

1584VL	1/2 FNPT 25 to 50 PSI	7 500MJ
1584VN	1/2 FNPT 3 to 30 PSI	7 000MJ
1586VL	3/4 FNPT 25 to 50 PSI	12 000MJ
1586VN	3/4 FNPT 3 to 30 PSI	11 000MJ

3139 Series Vapour Relief Valves

Part No	Relief Valve Setting	Regulator Set Pressure	Connection size
3139-18	18 PSI	10 PSI	1/4 MNPT
3139-26	26 PSI	15 PSI	1/4 MNPT
3139-38	38 PSI	20 PSI	1/4 MNPT



High Pressure Regulators - adjustable Medium capacity

Part No.	Inlet - Outlet	Rec. Pressure	(Rec.Pressure)	(Capacity)
REGO				
597FA	1/4 F/NPT	1-15 PSI	7-100 kPa	1660 Mj
597FB	1/4 F/NPT	10-30 PSI	70-200 kPa	2840 Mj
597FC	1/4 F/NPT	20-45 PSI	140-300 kPa	3300 Mj
597FD	1/4 F/NPT	40-100 PSI	275-700 kPa	4260 Mj

FISHER

67CH-742	1/4 F/NPT	30-60 psi	665 Mj
67CH-743	1/4 F/NPT	5-35 psi	665 Mj

PRESSURE GAUGES

948	2500 kPa	50mm	1/4 Lower Mount (LM)
P2131L	2500 kPa	50mm	1/4 LM LIQUID FILLED
2411L	100 kPa	50mm	1/4 LM
2411	250 kPa	50mm	1/4 LM
5547	400 kPa	50mm	1/4 LM
1286	800 kPa	50mm	1/4 LM



example only

Gauge Part No	Regulator	Pressure	Gauge Part No	Regulator	Pressure
2411L	597 FA	0 - 100 kPa	5547	597FC	0 - 400 kPa
2411	597 FB	0 - 250 kPa	1286	597FD	0 - 800 kPa
5547	597 FC	0 - 400 kPa	5547	1580 MN	0 - 400 kPa
12635	597 FD	0 - 1,000 kPa	1286	1580 ML	0 - 800 kPa
			948	1580 MH	0 - 2500 kPa

Note - In some cases the capacity ratings converted from imperial or US units e.g. heating value (megajoules - Mj) and Pressure (kilopascals - kPa) are approximate

A large range of pressure gauges are available

Appliance Governors / Regulators



ESRE-005B NG REGULATOR 80MJ 1/2"FBSP c/w TEST POINT



6160798 NG REGULATOR 250MJ 3/4"FBSP c/w TEST POINT

6160795 NG REGULATOR 250MJ 1/2"FBSP c/w TEST POINT



6160888 LPG REGULATOR 250MJ 3/4"FBSP c/w TEST POINT

6160886 LPG REGULATOR 250MJ 1/2"FBSP c/w TEST POINT

BBQ Regulators

Not for fixed pipe installations



GR-800P

GAMECO POL SOFTNOSE X 3/8" F REGULATOR



GR-800Q

GAMECO POL SOFTNOSE X 1/4" BSP cw PL HW (N.Z. ONLY)



7020R-4

REGULATOR RECA PRIMUS TYPE R/A 2Kg/hr



6060209

REG POL 2KG SOFT NOSE 90° WINGNUT



7020R-3

REGULATOR SINGLE STAGE 3/8 LH RA 2Kg/hr



GR-460

HIGH PRESSURE ADJUSTABLE REG 0-60 PSI (400kPa)



MPR16LFT

REGULATOR HP POL H/W RAMBO 100 kPa



Installation Equipment Thermocouples

FAIR DINKUM UNIVERSAL THERMOCOUPLES



UT600
UT900
UT1200
UT1800

GAMECO UNI THERMOCOUPLE 600mm
GAMECO UNI THERMOCOUPLE 900mm
GAMECO UNI THERMOCOUPLE 1200mm
GAMECO UNI THERMOCOUPLE 1800mm
Very useful as a convenient solution for domestic
AND commercial applications

SIT CONTROL THERMOCOUPLES



Threaded sleeve
8 and 9mm



Unified/threaded
sleeve



Unified sleeve



11/32 ASA



9mm



8mm

0.200.042	8mm x 320mm THREADED SLEEVE Used for: Blueseal grill plate
0.200.044	8mm x 600mm THREAD / SLV
0.200.047	8mm x 1000mm THREAD / SLV
0.200.050	8mm x 1500mm THREAD / SLV Used for : Pottery kiln
0.200.009	9mm x 600mm UNIFIED SLEEVE Used for BVA Cookon counter fryer
0.200.011	9mm x 750mm UNIF SLV
0.200.015	9mm x 1000mm UNIF SLV
0.200.209	9mm x 1200mm UNIF SLV
0.200.261	9mm x 1500mm UNIF SLV
0.200.052	9mm X 320mm THRED/SLV Used for: BVA-Cookon griddle and flare grill. Blue seal Fryers
0.200.055	9mm X 600mm THRED/SLV
0.200.058	9mm X 1000mm THRED/SLV
0.200.060	9mm X 1200mm THRED/SLV
0.200.061	9mm X 1500mm THRED/SLV
0.200.121	8mm x 320mm UNIF/SLV
0.200.124	8mm x 600mm UNIF/SLV
0.200.125	8mm x 750mm UNIF/SLV
0.200.127	8mm x 1000mm UNIF/SLV
0.200.130	8mm x 1500mm UNIF/SLV

THERMOCOUPLES AND THERMOPILES



T3-24

ROBERTSHAW THERMOCOUPLE T3 24" & CLIP
11/32 NUT Domestic – Rheem HWS , Waldorf deep fryers

T3-18

RS THERMOCOUPLE T3 18" (T3318N)

T3-36

ROBERTSHAW THERMOCOUPLE T3 36" & CLIP
11/32 NUT Commercial



0.270.416

SIT THERMOCOUPLE 9mm x 600mm with
INTERRUPTER UNIF / SLV



0.270.436

SIT THERMOCOUPLE 9mm x 600mm
INTERRUPTER THREAD AND LEAD



0.270.424

SIT THERMOCOUPLE 600mm INT ASA w
MICROTEMP (Used For Vulcan Free Loader)

Thermocouple Interrupters



0.974.401

T/C INTERRUPTER 8mm

0.974.402

T/C INTERRUPTER 9mm

Used for Minisit in deep fryer

0.974.403

T/C INTERRUPTER 10mm

0.974.404

T/C INTERRUPTER ASA Used for Waldorf
(Robertshaw Control) deep fryer



0.940.002

THERMOPILE 580mm LEAD TWO WIRE MILLIVOLT



51023

RS THERMOPILE SINGLE WIRE 600mm Used for :
Bluesal deep fryer. Pool heaters



0.940.003

THERMOPILE SIT 2WIRE 890mm

Used for: BVA – Cookon, Goldstein, APV, most American
deep fryers

CONTROLS & Associated Parts

(a small selection of our range)

Please Note: LPG & NG Parts available

Combination Controls



BGORL

ROBERTSHAW UNITROL 7000
COMBINATION GAS VALVE
Gas actuator – LPG 3/4 and 3/4 BSP

Used for Waldorf, Luke – Tallent, Pitco, Vulcan deep fryers, Rheem H.W.S.



BMVRL

ROBERTSHAW UNITROL 7000 MILLIVOLT
COMBINATION VALVE. LPG Thermopile
only.

*Used for BVA –Cookon, Goldstein, Frymaster,
Fryers, Pools & spa heaters*



220RTSP596

ROBERTSHAW UNITROL 220 THERMOSTAT
LPG 3/4 MNPT

Domestic hot water system

220RTSP595

ROBERTSHAW UNITROL 220 THERMOSTAT
NG 3/4 MNPT



F0.610.032

F0.610.033

F0.610.040

F0.610.041

AC/3 CONTROL 32C-72C NG(VULCAN FREE
AC/3 CONTROL 30C-70C (RHEEM)
AC/3 CONTROL 35C-75C S/NUT(AQUAMAX)
SIT CONTROL AC/3 30-60°C HOT WATER
CONTROL(DUX)

L0.630.340

L0.630.336

EUROSIT 120-200C HIGH TEMP GLDSTEIN
EUROSIT 100/340C HIGH TEMP

Designed for use with gas water storage heaters



L0.630.151

L0.630.804

EUROSIT STORAGE WATER HEATER NG
EUROSIT STORAGE WATER HEATER LPG



N0.710.819 MINISIT 40-110C -BAIN MARIE NO PIEZ

N0.710.646 MINISIT 100-340°C -OVEN, NO PIEZO.

Used for : Waldorf, BVA – Cookon ovens, Goldstein, Star, CCCE , B&S

N0.710.740 MINISIT 120-200°C FRYER,NO PIEZO

Used for BVA – Cookon counter fryer. Most European deep fryers, Blue seal twin deep fryer, Some grill plates

NS0.928.569 MINISIT DIASTAT 340°C 1.50m – for oven



NS0.928.588 MINISIT DIASTAT 200°C FRYER C/W NUT 1.2m – for deep fryer

NS0.928.567 MINISIT DIASTAT 110°C 1.05m



NS0.073.015 MINISIT TOP COVER AND PIEZO



36CO3U COMBINATION VALVE - MILLIVOLT OPERATION WHITE RODGERS FOR NG

Used for: BVA-Cookon, Goldstein deep fryers

W0104 WHITE RODGERS LP CONVERSION KIT SUIT 36CO3U VALVE

Gameco carry a range of RAYPAK spare parts



609198 HONEYWELL VALVE GAS CONTROL 20mm HSI SMART VALVE 24V FOR RAYPAK



609116 HONEYWELL VALVE GAS CONTROL 20mm E1 VR8304H4800 FOR RAYPAK



Thermostats



BJ

OVEN THERMOSTAT ROBERTSHAW BJ
- Gas Thermostat, Universal 250-550°F (120-290°C)
Uniline kit suit BJ and BJWA incl dial and fittings
Uniline Number 4350-030
Used for Waldorf, Vulcan Ovens and Blueseal ovens.




GS700K

ROBERTSHAW THERMOSTAT KIT
COMPLETE 95-205°C Gas Snap Action
Used in conjunction with RG-BGORL6040
Suit fryers includes stuffing box 3/8 BSP



RX-10-36

ROBERTSHAW THERMOSTAT 95-205°C STD
*Used for fryers operating with millivolt system –
contacts suitable for millivolt operation*



2B61-994

WHITE RODGERS THERMOSTAT FOR
36C03U-438 GAS VALVE

To suit Goldstein fryers millivolt control.



55.13042.230

EGO THERMOSTAT 95-205°C 5A 12V
*Used for: millivolt operated gas fryers Goldstein,
BVA Cookon, APV, Star.*



55.32544.140

EGO OVER TEMP CONTROL 235°C MANUAL
RESET. *Used on Goldstein, APV and Cookon*



FE01.171020.040

THERMOSTAT FENWAL INTERNAL FRYMASTER



4200-025

FDO UNIVERSAL THERMOSTAT

Spare knobs available where applicable

Sit Flame Failure Valves



C0.400.054A

FLAME FAILURE VALVE 1/4 FBSP M1/A
Used for: kilns, BBQ Spit Roasts



C0.400.074A

FLAME FAILURE VALVE 1/8 BSP M/F HP M1/A



C0.400.096A

FLAME FAILURE VALVE 1/4 BSP M/M HP
M1/C
Used for: Waldorf ovens, Chef domestic oven



C0.400.097A

FLAME FAILURE VALVE 3/8 BSP M/M HP
M1/C
Used for: Waldorf oven



C0.400.031

M1A FLAME FAILURE VALVE 1/8M x 1/8F



C0.420.048

FLAME FAILURE VALVE 1/4 BSP F/F w PILOT
HP



D0.440.033

FLAME FAILURE VALVE 3/4 D3 2 STAGE with
PILOT CONNECTION

D0.440.034

FLAME FAILURE VALVE 1/2 D3 2 STAGE with
PILOT CONNECTION

Used for Blueseal ovens and commercial woks

Pilots, Electrodes and Injectors

© copyright GAMECO



VS0.915.036

SIT ELECTRODE BUNSEN M4.0 TAG

© copyright GAMECO



14060370

SPARK PLUG AND LEAD 550mm
For storage hot water systems (41 tip)

14060920

SPARK PLUG & LEAD 1200mm

© copyright GAMECO



0.892.116

PIEZO IGNITOR [18MM]



2CH618

ROBERTSHAW 2 CH PILOT LPG CINTARG
Used for BVA – Cookon, BBQ & Grill plates , most imported American ovens, Star Goldstein



76360

SPUD 2CH NG GRS (#16)

76370

SPUD 2CH GRS LPG (#10)



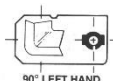
76510

MOFFAT 3CH PILOT NG (#18)



5CHL768

ROBERTSHAW 2 WAY FLAME LEFT HAND
(7604 NG, 768A LPG)
Used for: BVA – Cookon, deep fryer A P V Curtin, Star fryers



90° LEFT HAND



90° RIGHT HAND














5CHR769

ROBERTSHAW 2 WAY FLAME RIGHT HAND
(7612 NG 7698 LPG)
Used for: Waldorf Oven, Curtin Star Olivers fryers



6CH24-1

6CH PILOT ALL GASES

		AS0.977.030	INJECTOR FOR BUN 0.20 LPG
		← A0.100.011	BUNSEN P/B 3 FLAME-3 HOLE NG 0.35
		A0.100.017	BUNSEN P/B 1 FLAME, 2 HOLE ALL GAS 0.20 <i>Used for: Goldstein, Angelo Po, Zanussi</i>
		A0.100.065	BUNSEN P/B 2 FLAME, 2HOLE NG 0.30
		B0.145.027	SIT PILOT BURNER DELTA FLAME R/H NO INJECTOR
		A0.160.064	SIT PILOT BURNER 3 FLAME
		Overtemp Cutouts	
		LCCM	ROBERTSHAW OVER TEMPERATURE CUT OUT - 235°C – Auto reset. <i>Used in gas fryers as over temperature cutout suitable for millivolt circuits.</i>
		LCH	ROBERTSHAW OVER TEMP CUT OUT MANUAL RESET 235°C <i>Used for Gas – electric fryer</i>
		B21895	ROBERTSHAW BUTTERFLY LEAD & INTERRUPTER FOR LCCM
		FE08.809161.001	OVERTEMP SWITCH DEEP FRYER FRYMASTER

Solenoid Valves



E6G-S10	BRAHMA 1/2	240V	50kPa SOLENOID
EG25-S1	BRAHMA 3/4	240V	10kPa SOLENOID
EG30-S2	BRAHMA 1	240V	35kPa SOLENOID



EM-STOP	EMERGENCY STOP BUTTON IN BOX
---------	------------------------------




EM-STOP-KL	EMERGENCY KEY LOCK STOP BUTTON BOX
------------	------------------------------------



KR20010	AIR or GAS PRESSURE SWITCH 2.5-50 mbar (0.25 – 5kPa)
---------	---------------------------------------------------------

Pyrox and Bosch Spare Parts



WH140313	DIAPHRAGM KIT for INSTANTANEOUS HWS PYROX to suit 250-325
----------	--------------------------------------------------------------



WH171125	THERMOCOUPLE LEAD PYROX to suit 125–325
----------	-----------------------------------------



8700503100	DIAPHRAGM SMALL YELLOW BOSCH to suit 125-400
------------	-------------------------------------------------



8700503051	DIAPHRAGM WATER WIZARD 13 BOSCH
8700503052	DIAPHRAGM WATER WIZARD 10 BOSCH
8700503053	DIAPHRAGM WATER WIZARD 16 BOSCH



8747202212	BOSCH T/COUPLE SUIT 250-400 MODEL
------------	-----------------------------------

**Other parts also available for Bosch and Pyrox
Also Bosch Instantaneous Hot water systems**

BAYONET SOCKETS & ADAPTORS

Floor Socket



2415-1

FLOOR BAYONET CHROME x 1/2 FBSP



8900-100

BAYONET SOCKET CHROME ANGLE 1/2MBSP



2422

BAYONET BODY ONLY PLUS 2x RING NUTS

Wall Socket



2420-A

WALL BAYONET STUD MOUNT 90°



2422-A

WALL BAYONET STUD MOUNT STRAIGHT



2420-B

WALL BAYONET BRICK MOUNT 90°



2422-B

WALL BAYONET BRICK MOUNT STRAIGHT

Adaptors



88216P

BAYONET ADAPTOR N/STYLE x 1/8 MBSP



1510162

BAYONET PLUG 1/4BSP GAMECO SPEC



88816

BAYONET ADAPTOR N/STYLE x 1/2 MBSP



BAYPLUG

PLASTIC PLUG SUIT NEWSTYLE BAYONET

Yella Gas Pipe



THE SAFE CONVOLUTED STAINLESS STEEL FLEXIBLE GAS CONNECTION

Here it is - a **Stainless Steel pipe that can be bent by hand or stretched by hand to make a secure gas connection and still remain in its natural state & that is without kinks, twists or buckles.....**

The Pipe

This is a specially treated stainless steel pipe that has been convoluted to allow for stretching & bending & thus making gas connections simple & safe. The yellow plastic coating is for identification purposes.

The end Fittings

These flexible connectors have a stainless steel tapered male thread on one end and a female stainless steel swivel on the other for ease of gas tight connections.

Ideal for use in Both Domestic & Commercial Installations

Note - The only tools required are spanners to tighten the end fittings.

Installation Advantages

- All Stainless Steel Pipe and Fittings
- All metal connection for additional safety
- No more time consuming copper pipe fabrications
- No tube bending tools necessary
- No more brazing of pipe and fittings
- No more burnt cupboards or walls
- No more expensive fitting extensions
- Very few tools required
- Quick and easy connections

Available lengths

1/2" x 300 mm, 500 mm, 1000 mm & 1500 mm


3/4" x 300 mm, 500 mm, 1000 mm & 1500 mm

**Suitable for Natural & LP Gas,
14 kPa, -20°C to 125°C**

Whilst this product can be stretched, it is recommended that the **MAXIMUM STRETCH should not exceed 20%** of the original length.

**AGA APPROVED AS 4631-2005 – AGA
Certification number 8057 G**

Install & Use to AS/NZS5601



YELLA GAS PIPE

Convolutd Appliance Connection Pipe



GCH-315	1/2" M&F 300mm
GCH-515	1/2" M&F 500mm
GCH-1015	1/2" M&F 1000mm
GCH-1515	1/2" M&F 1500mm

GCH-315FF	1/2" F&F 300mm
GCH-515FF	1/2" F&F 500mm
GCH-1015FF	1/2" F&F 1000mm
GCH-1515FF	1/2" F&F 1500mm

GCH-320	3/4" M&F 300mm
GCH-520	3/4" M&F 500mm
GCH-1020	3/4" M&F 1000mm
GCH-1520	3/4" M&F 1500mm

GCH-320FF	3/4" F&F 300mm
GCH-520FF	3/4" F&F 500mm
GCH-1020FF	3/4" F&F 1000mm
GCH-1520FF	3/4" F&F 1500mm

38-0808	1/2" x 1/2" Union Body
38-1212	3/4" x 3/4" Union Body

Note:

A Union Body is required if the existing connection does not have a bevelled face to accept the female swivel fitting on the pipe.

AGA APPROVED HOSES & Associated Equipment



1/8 Female Thread

Old Style Heater Hoses – PVC

88001	10mm ID 3/8 MBSP x 3/8 BSP FL SWVL x 1 M
88002	10mm ID 3/8 MBSP x 3/8 BSP FL SWVL x 2 M
88003	10mm ID 3/8 MBSP x 3/8 BSP FL SWVL x 3 M



New Style – Bayonet PVC and Stainless Steel

88150	PVC 10mm ID BAYONET x 3/8 BSP FL SWVL x1.5M
88200	PVC 10mm ID BAYONET x 3/8 BSP FL SWVL x 2M
88300	PVC 10mm ID BAYONET x 3/8 BSP FL SWVL x 3M
10HYB2000	PVC HOSE BAYONET 1/2 FBSP x 2m
88150SAE	HOSE BAYONET 3/8 SAE FL NUT x 1.5m
88300SAE	HOSE BAYONET 3/8 SAE FL NUT x 3m
GF2981	HOSE BAYONET 3/8 SAE FL NUT SS x 2m
GF2983	HOSE BAYONET 3/8 SAE FL NUT SS x 3m

Hoses – Stainless Steel



GF1164	HOSE SS 900mm 1/4 FEM CONE BOTH ENDS
GF1168	HOSE SS 1800mm 1/4 FEM CONE BOTH ENDS
GF1204	HOSE SS 900mm 3/8 MBSP x 1/4 FEM CONE
GF1206	HOSE SS 1200mm 3/8 MBSP x 1/4 FEM CONE
GF1225	HOSE SS 900mm 3/8 SAE FFL x 3/8 SAE FFL
GF1226	HOSE SS 1200mm 3/8 SAE FFL x 3/8 SAE FFL
GF1245	HOSE SS 900mm 3/8 MBSP x 3/8 SAE FFL
GF1246	HOSE SS 1200mm 3/8 MBSP x 3/8 SAE FFL
GF2656	HOSE SS 1000mm 1/2 SAE FFL SWV x 1/2 FBSP
GF2638	HOSE SS 1200mm 1/2 MBSP X 1/2 SAE FFL



BH10-8-300D	BRAIDED HOSE SS 10mm x 1/2FF x 300 Class D
BH10-8-450D	BRAIDED HOSE SS 10mm x 1/2FF x 450 Class D
BH10-8-600D	BRAIDED HOSE SS 10mm x 1/2FF x 600 Class D
BH10-8-900D	BRAIDED HOSE SS 10mm x 1/2FF x 900 Class D
BH10-8-1200D	BRAIDED HOSE SS 10mm x 1/2FF x 1200 Class D
BH13-8-450D	BRAIDED HOSE SS 13mm x 1/2FF x 450 Class D
BH13-8-600D	BRAIDED HOSE SS 13mm x 1/2FF x 600 Class D
BH13-8-900D	BRAIDED HOSE SS 13mm x 1/2FF x 900 Class D
BH13-8-1200D	BRAIDED HOSE SS 13mm x 1/2FF x 1200 Class D
BH13-8-1500D	BRAIDED HOSE SS 13mm x 1/2FF x 1500 Class D
BH20-12-450D	BRAIDED HOSE SS 20mm x 3/4FF x 450 Class D
BH20-12-600D	BRAIDED HOSE SS 20mm x 3/4FF x 600 Class D
BH20-12-900D	BRAIDED HOSE SS 20mm x 3/4FF x 900 Class D
BH20-12-1200D	BRAIDED HOSE SS 20mm x 3/4FF x 1200 Class D
BH20-12-1500D	BRAIDED HOSE SS 20mm x 3/4FF x 1500 Class D




CG-48	UNION 3/8 MBSP FL X 1/4 FBSP TO ADAPT BBQ TO 10mm HOSE ASSEMBLIES
-------	-------------------------------------------------------------------



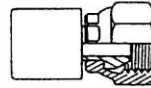
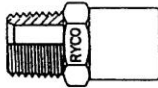
CG-35	ADAPTOR 1/2 FBSP FL x 3/8 MBSP FLARE
-------	--------------------------------------

GAMECO FLEXIBLE HOSES



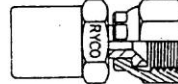
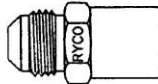
- Hose sizes 5 & 6mm please specify
- Conforms to AS1869
- Temperature range—50°C to +100°C
- Max. working pressure 250 lb. sq. in.

B.S.P. Taper Male—
Gas with 60° Concave Seat.
11 Series = 1/8M.B.S.P.
12 Series = 1/4M.B.S.P.
13 Series = 3/8M.B.S.P.



B.S.P. Female Swivel
with 60° Convex Seat
21 Series = 1/8F.BSP
22 Series = 1/4F.BSP

S.A.E. Flare 45° Male
33 Series = 5/16M.Flare
34 Series = 3/8M. Flare



S.A.E. 45° Female Swivel
44 Series = 3/8F.Flare


Example of use of Numbers on Hoses: Each hose has four (4) numbers. By using the numbers in two (2) sets of pairs the relative end fittings can be found. i.e. Hose No. 1222 has one end 1/4" M BSP and 1/4 F BSP on the other.

CODE	12	1/4 MBSP
	13	3/8 MBSP
	22	1/4 FBSP SWIVEL
	23	3/8 FBSP SWIVEL
	33	5/16 M. Flare
	34	3/8 M. Flare
	44	3/8 F. Flare Swivel

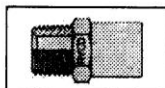
Example

1322
1/4 MBSP x 1/4 FBSP SWIVEL

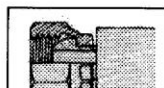
Standard Assemblies for High & Low Pressure 6mm Orange Hose Assemblies



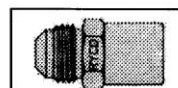
Code	Description	Stock lengths (mm)					
		305	610	915	1220	1830	2745
NR-PG14-							
1222	1/4 MBSP x 1/4 FBSP Swivel	X	X	X	X	X	
1244	1/4 MBSP x 3/8 FFL Swivel				X		
1322	3/8 MBSP x 1/4 FBSP Swivel	X	X	X	X	X	X
1323	3/8 MBSP x 3/8 FBSP Swivel				X		
1333	3/8 MBSP x 5/16 MFL	X	X	X			
1334	3/8 MBSP x 3/8 MFL	X	X	X	X		
1343	3/8 MBSP x 5/16 FFL				X		
1344	3/8 MBSP x 3/8 FFL Swivel	X	X	X	X	X	X
2222	1/4 FBSP x 1/4 FBSP Swivel	X	X	X	X	X	
2244	1/4 FBSP x 3/8 FFL Swivel			X	X		
3444	3/8 MFL x 3/8 FFL Swivel		X				
4444	3/8 FFL x 3/8 FFL Swivel	X	X	X	X	X	X
4747	1/2 FFL x 1/2 FFL Swivel				X		
1547	1/2 MBSP x 1/2 FFL Swivel				X		



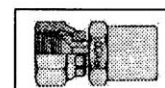
12 & 13 type



22 & 23 type



33 & 34 type



44 type

TURRETS and BUNSENS

© copyright GAMECO



TC-1

GAS TURRET SINGLE

© copyright GAMECO



TC-90

TWO WAY GAS COCK TURRETS 90°

© copyright GAMECO



TC-TT1

SPARE GAS COCK FOR TURRETS SPRING LOADED 1/8 MBSP

© copyright GAMECO



235202
235202NG

BUNSEN BURNER LPG FOR SCHOOLS
BUNSEN BURNER NATURAL GAS

RGC

ROOM GAS CONTROL ON OFF



MGC

MASTER GAS CONTROL SCHOOL
LABORATORY

TOOLS & INSTRUMENTS



MGTM-4KPA
MGTM-8KPA

MANOMETER APPLIANCE TEST 0-4kPa
MANOMETER APPLIANCE TEST 0-8kPa

Replacement Tubes for Manometers

UTUBE-4KPA
UTUBE-8KPA

U TUBE 4KPA MANOMETER
U TUBE 8KPA MANOMETER



DT-8890
GM-8230
GM-82100

DIGITAL MANOMETER 0-5psi w/TUBE (35kPa)
DIGITAL MANOMETER 0-30psi (210kPa)
DIGITAL MANOMETER 0-100psi (700kPa)



MGTM-60-2704

TEST ADAPTOR FOR METER CONNECTION



LU-TP02A-250

IMMERSION PROBE FOR OIL TEMP 250mm



LDK-093

BUBBLE LEAK DETECTOR KIT

Spare parts are available

59977

BLADDER ONLY FOR TEST KIT



LDK-10KPA

PRESSURE GAUGE TEST KIT 0-10kPa



LPTK-04

TEST GAUGE KIT 0-8Kpa BOXED



GG2000

MARINE GAS DETECTOR DUAL SENSOR 12V DC - each sensor with 4 m lead

1Q6MA1BVT70D7

SOLENOID VALVE 1/4 12V DC 0-2550kPa

To suit gas detector above



GD-3300

LEAK DETECTOR COMBUSTIBLE HAND HELD



GD-3000

LEAK DETECTOR COMPACT PEN TYPE



Installation Equipment

Heaters



QM1594

MULTIMETER DIGITAL includes MILLIVOLT MEASURE & THERMOCOUPLE INPUT SOCKET FOR TEMPERATURE MEASUREMENT. GOOD ALL ROUND METER.



DT-8802

INFRA RED THERMOMETER



DT-612

THERMOMETER DUAL INPUT



FLUE GAS ANALYSER KITS

Information on request.



DT-131

GAMECO DIGITAL THERMOMETER W/ PROBE

Probes – Type “K”



QM1282

PROBE LIQUID T/CPL 'K' HAND HELD



QM1283

PROBE AIR T/CPL WIRE TYPE 'K'



GDK4080

HEX HANDLE JOBBER DRILL SET (41 drills)
40-80 MTD PLASTIC CASE. FOR INJECTOR
DRILLING. **Spare drills available**



GB3020
GRK5000

REAMER TAPERED .003/.013" HEX HANDLE
REAMER KIT TAPERED #20 to #90 plastic case



STOCK OF FLARING TOOLS MAY VARY
DEPENDING ON AVAILABILITY



CT-174

MINI TUBE CUTTER 1/8 - 7/8



CT-102-06
CT-102-12

SPRING TYPE TUBE BENDER 3/8
SPRING TYPE TUBE BENDER 3/4



R-35663

ULTRA GAS 400GM TF

MAP
MAPOXY

MAP PRO GAS CYLINDER 14.1oz /339.7g
CYLINDER OXYGEN MAP TYPE RED BOTTLE



CT-275L

FLARE EXPANDER KIT 1/8 - 3/4



WALL HEATERS



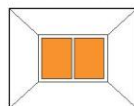
WMA16LP	HEATER SUPER RAY LPG INFRA RED 16MJ
WMA16NG	HEATER SUPER RAY NG INFRA RED 16MJ
WMA24LP	HEATER SUPER RAY LPG INFRA RED 24MJ
WMA24NG	HEATER SUPER RAY NG INFRA RED 24MJ
WMA40-LP	HEATER SUPER RAY LPG INFRA RED 40MJ
WMA40NG	HEATER SUPER RAY NG INFRA RED 40MJ
WMA48LP	HEATER SUPER RAY LPG INFRA RED 48MJ

SPECIFICATIONS

WMA - Manual Piezo Ignition
WEA - Electronic Ignition
WFA - Flexi Ray

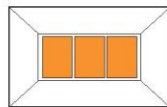
Mounting Brackets supplied with all heaters

These appliances should be installed and used with accordance with - AG601. Manufacturer's Installation Instructions, Local Gas Fitting Regulations, Municipal Building Codes, AGA Installation Code for Gas Burning Equipment, and must be installed by an authorised person. AGA Approval 5492



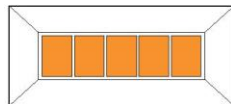
WMA / WEA / WFA 16

Input 16 MJ, 4.4 KW
Width 401 mm
Height 334 mm (WFA model 2030 mm)
Depth 180 mm (WFA model 450 mm)
Weight 5.6 kg



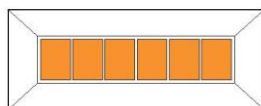
WMA / WEA / WFA 24

Input 24 MJ, 7.0 KW
Width 499 mm
Height 334 mm (WFA model 2030 mm)
Depth 180 mm (WFA model 450 mm)
Weight 6.5 kg



WMA / WEA / WFA 40

Input 40 MJ, 11.1 KW
Width 695 mm
Height 334 mm (WFA model 2030 mm)
Depth 180 mm (WFA model 450 mm)
Weight 8.4 kg



WMA / WEA / WFA 48

Input 48 MJ, 14 KW
Width 793 mm
Height 334 mm (WFA model 2030 mm)
Depth 180 mm (WFA model 450 mm)
Weight 9.3 kg

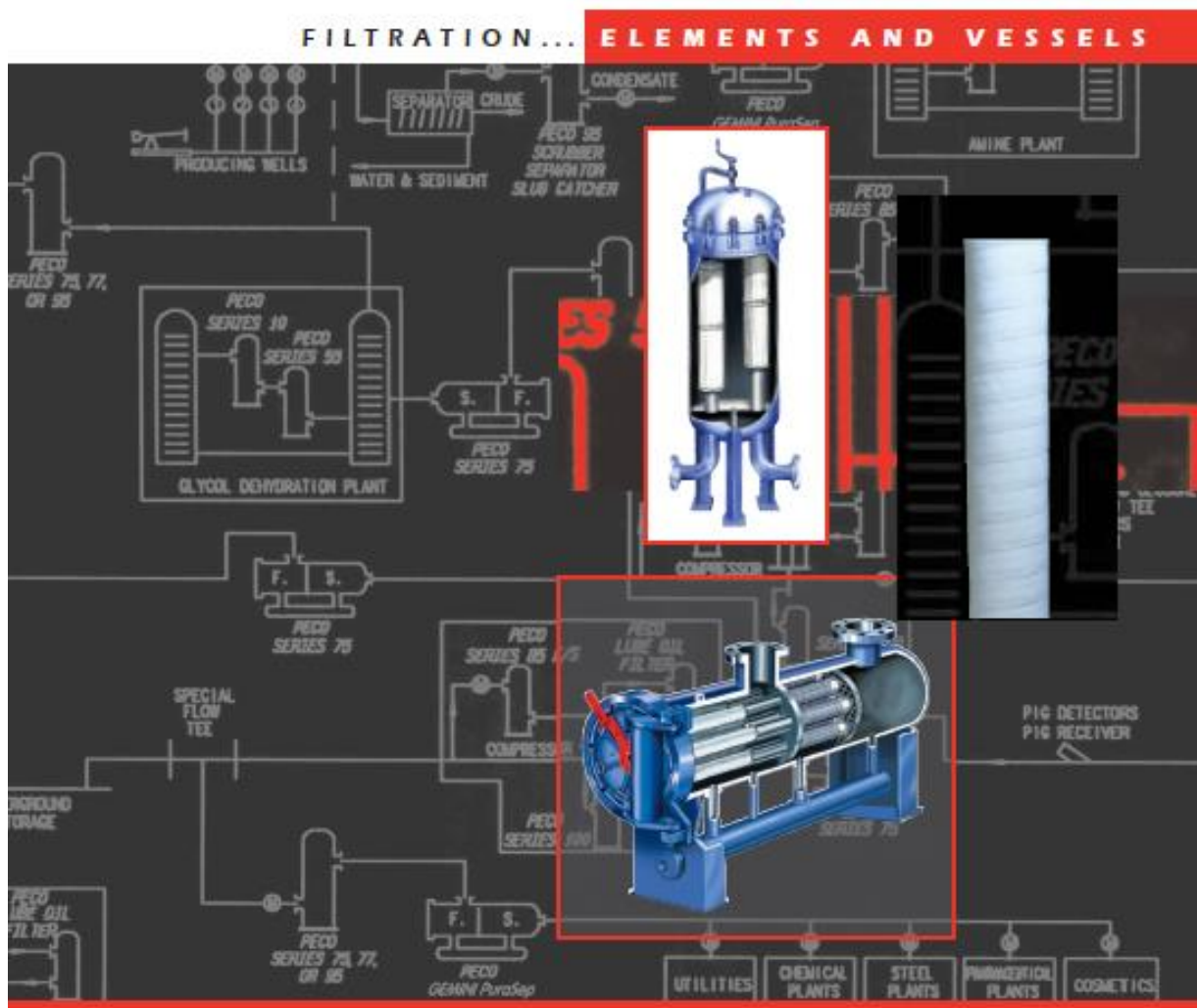
Gas Pressure	Min	Max	Gas Connection	(all models)
Natural Gas	0.98	4	Natural Gas	1/2" copper flare
LPG	2.75	4	LPG	3/8" copper flare

Size	Approx area heated		Approx spacing for total heating		Approx height from floor*	Ceiling clearance*
	Spot	Total	Facing	Side by side		
16	19 m²	25 m²	8.0 m	6.1 m	2.5 m	0.9 m
24	28 m²	37 m²	9.8 m	7.3 m	2.7 - 3.4 m	1.0 m
40	47 m²	62 m²	15.0 m	9.0 m	3.4 - 4.5 m	1.0 m
48	56 m²	74 m²	17.0 m	10.0 m	3.9 - 4.9 m	1.0 m

*minimum mounting height above floor level is 2.5 metres
 *if insufficient ceiling clearance available use optional Heat Shield



GENERAL PRODUCTS



Brought to you by  **Peco Facet**

For more information contact Gameco Queensland – 07 3377 7999 or sales@gameco.com.au

Rotary Gas Meters



**A full range of quality ROMET Rotary Meters from 16m³ to 1,600m³.
Contact us to size up your requirements!**



Installation Equipment

Technical Data

This catalogue has covered a range of products that we stock for users of Installation equipment. It is only part of the wide range of products that Gameco stocks, distributes and sells.

Gameco stocks and sells the following :



Portable Outdoor Gas Heaters



Thermostats
Regulators



OPSO Regulators
Email Meters



Flame Failure Valves



BOSCH

Hot Water Systems and Parts



Handyman Kit



BURNERS
Industrial, Paint
Handyman
Bitumen
Jewellery

Honeywell

Controls

CLAM

Strainers
Sight Flow Indicators



Cylinders



Installation Equipment

Technical Data



Outdoor Equipment
Gas Equipment



Contents gauges



Peco Industrial Filters



ROMET Measuring energy globally

Pyrox



Trade and Handyman
Burners & Regulator



Gas, Water & Heater Parts



Controls
Flame Failure Controls

Red Dragon

Flame Weeding Equipment

REGO

LP Gas Equipment



White Rodgers
Controls



Gas Temperature Controls
Vibration Switches

Gameco and Gameco Logo only are trademarks of Gameco (NSW) Pty Ltd., all other registered brand names and logos refer to manufacturers of particular product lines.



METRIC DRILL SIZES AND EQUIVALENT B.S. NUMBER DRILLS

DRILL mm	SIZE MTD	Natural MJ/hr at 1 kPa	Gas BTU/hr at 4" WG	LPG MJ/hr at 2.75 kPa	BTU/hr at 11" WG
0.32		0.44	414		
0.35	80	0.52	495	1.34	1273
0.38	79	0.60	571	1.54	1469
0.40	78	0.73	695	1.88	1788
0.45	77	0.93	879	2.37	2263
0.50	76	1.15	1086	2.93	2794
0.52	75	1.25	1197	3.24	3081
0.58	74	1.45	1374	3.73	3536
0.60	73	1.65	1563	4.25	4024
0.65	72	1.79	1696	4.60	4366
0.68	71	1.94	1835	5.00	4722
0.70	70	2.24	2128	5.77	5476
0.75	69	2.44	2314	6.30	5956
0.80	68	2.75	2608	7.08	6713
0.82	67	2.93	2779	7.55	7153
0.85	66	3.11	2956	8.03	7607
0.90	65	3.55	3325	9.03	8557
0.92	64	3.71	3518	9.55	9053
0.95	63	3.91	3716	10.09	9563
0.98	62	4.11	3919	10.64	10087
1.00	61	4.34	4128	11.21	10625
1.02	60	4.60	4343	11.80	11176
1.05	59	4.80	4563	12.40	11742
1.07	58	5.04	4788	13.00	12322
1.10	57	5.30	5019	13.66	12916
1.20	56	6.20	5869	15.93	15104
1.30	55	7.74	7339	19.93	18888
1.40	54	8.66	8211	22.30	21131
1.50	53	10.10	9609	26.10	24730
1.60	52	11.51	10945	29.72	28167
1.70	51	12.85	12184	33.00	31357
1.80	50	14.01	13300	36.00	34228
1.85	49	15.25	14464	39.27	37225
1.95	48	16.54	15678	42.57	40347
2.00	47	17.64	16726	45.41	43045
2.05	46	18.79	17809	48.35	45831
2.10	45	19.25	18251	49.55	46969
2.20	44	21.18	20075	54.50	51663
2.25	43	22.68	21500	58.37	55331
2.35	42	25.03	23729	64.43	61067
2.45	41	26.39	25015	67.92	64377

DRILL mm	SIZE MTD	Natural MJ/hr at 1 kPa	Gas BTU/hr at 4" WG	LPG MJ/hr at 2.75 kPa	BTU/hr at 11" WG
2.50	40	27.50	26068	70.78	67087
2.55	39	28.35	26872	72.96	69157
2.60	38	29.50	27963	75.92	71964
2.65	37	31.00	29358	79.71	75553
2.70	36	32.48	30786	83.59	79229
2.75	35	34.65	32843	89.17	84522
2.80	34	35.28	33443	90.80	86066
2.85	33	36.57	34659	94.10	89195
2.95	32	38.53	36524	99.16	93994
3.00	31	41.24	39086	106.12	100589
3.30	30	47.28	44819	121.69	115343
3.50	29	53.00	50204	136.31	129200
3.55	28	56.53	53581	145.48	137892
3.60	27	59.38	56284	152.81	144847
3.70	26	61.88	58653	159.25	150945
3.80	25	64.00	60665	164.71	156123
3.85	24	66.16	62711	170.27	161389
3.90	23	67.91	64372	174.78	165664
3.95	22	70.58	66905	181.65	172181
4.00	21	72.40	68620	186.31	176596
4.10	20	74.23	70357	191.03	181066
4.20	19	78.91	74795	203.00	192487
4.30	18	82.27	77982	211.73	200690
4.40	17	85.70	81236	220.56	209063
4.50	16	89.71	85036	230.88	218843
4.55	15	92.78	87943	238.77	226324
4.60	14	94.85	89908	244.11	231381
4.70	13	98.00	92897	252.22	239072
4.80	12	102.29	96957	262.25	249522
4.85	11	104.47	99020	268.85	254831
4.90	10	107.22	101629	276.00	261546
5.00	9	110.00	104273	283.11	268348
5.05	8	113.40	107489	291.84	276625
5.10	7	115.69	109660	297.74	282214
5.20	6	119.17	112958	306.69	290701
5.25	5	120.93	114626	311.22	294991
5.30	4	125.10	118563	322.00	305125
5.40	3	130.00	123145	334.35	316917
5.60	2	139.86	132569	360.00	341170
5.80	1	148.86	141100	383.10	363124



Some useful data on Gases

	Propane		Butane		Natural Gas		Anhydrous Ammonia	Naptha	
Formula	C3H8		C4H10		(mainly) CH4		NH3		
S.G.VAPOUR (range)	1.53		2		0.62 0.68		0.596		
S.G.LIQUID Density Liquid Unit	0.51 5.1 lb/gal 38.48 lb/ft³	509 kg/m³	0.58 5.8 lb/gal kg/m³	580			0.616	41.2 lb/ft³	660 kg/m³
Capacity	432 gal/Tonne	1964 l/Tonne	379 gal/Tonne	1724 l/Tonne					
Heat Value	21591 Btu/lb 75808 Btu/USG 91690 Btu/gal 2516 Btu/ft³	50.01 Mj/kg	21221 Btu/lb 84359 Btu/USG 102032 Btu/gal 3280 Btu/ft³	49.54 Mj/kg	1063 Btu/ft³	39.6 MJ/m³ 1.12 MJ/ft³		20800 Btu/lb	
Vapour Conversion @ 60°F 15°C	8.547 ft³/lb 36.39 ft³/USG	0.536 m³/kg	6.506 ft³/lb 31.26 ft³/USG	0.405 m³/kg			2.75 ft³/lb 14.14 ft³/USG		
Latent heat of Vapourization	785 Btu/USG 943 Btu/gal	232 Mj/m³	808 Btu/USG 970 Btu/gal	239 Mj/m³					
Specific Heat Ratio "n"	1.13						1.31	0.493	
Molecular Weight	44						17		
Temperatures	°F	°C	°F	°C			°F	°C	
Flash Point	-156	-104	-76	-60					
Ignition lower	920	493	900	482					
Ignition upper	1020	549	1000	538					
Max Flame Temp in air	3595	1979	3615	1990					
Boiling Point	-44	-42	32	0			-28	2	
Lower explosion limit % gas in Air									
Limit of flammability % gas in air									
Upper	9.6		8.6						
Lower	2.4		1.9						
Octane No	100+		92						



Handy Conversions and other Data

To use these tables look up your existing unit, move along to the "1" then move up or down the column to the conversion factor:

Example: To find MJ (Mega –Joule) equivalent to 4,500 Btu (British Thermal Unit). Move to the 1 in the BTU row, up to the MJ row, the factor is 0.001055 (approx). Multiply 4,500 by 0.001055 = 4.7475 MJ

J	Joule	1	4.186
Cal	Calorie	0.2389	1

MJ	Mega-Joule	1	0.001055	105.506
Btu	British Thermal Unit	947.81	1	100,000
Therm		0.0095	0.00001	1

1 Btu = 1055.06 J (exactly) = 252 cal
 1 kWh = 3.6 MJ = 3412 Btu = 860 kcal
 1 hp = 745.7 W = 2510 Btu/hr
 1 kW = 3412 Btu/hr = 1.341 hp = 860 kcal/hr = 1 kJ/s

MJ/m ³	1	0.037244
Btu/ft ³	26.85	1

m	metre	1	0.304785
ft	foot	3.281	1

L	litre	1	3.785	4.546
Usg	US gallon	0.2642	1	1.20106
gal	gallon (imperial)	0.22	0.8326	1

Litre		1	1000	28.32	
m ³	or cu m	cubic meter	0.001	1	0.02831
ft ³	or cu ft	cubic foot	.03531	35.32	1

oz	ounce	1	0.03527
g	gram	28.35	1

lb	pound weight	1	2.204586	2240	2205
kg	kilogram	0.4536	1	1016.06	1000
T	Ton	--	--	1	0.9842
t	tonne	--	--	1.016	1

lbf/in ²	1	0.145033	0.03626	14.504
KPa	6.895	1	0.25	100
in H ₂ O	27.58	4	1	401.5
Bar	0.0689	0.01	.0025	1

1 bar = 100,000 Pa = 100 kPa = 1,000 mbar = 14.5 psi = 750.1 mm Hg = 0.987 atm



Installation Equipment

Technical Data

US gallon water @60°F = 8.335 lbs
 Imp gallon water @60°F = 10.0 lbs
 1 Tonne water = 1,000 L = 220 gal (imp)
 Acceleration of gravity = 9.80665 m/s²

Specific heat of water @ 15°C = 4.1855 kJ/kgK

Degrees Celsius °C = (°F - 32) x 5 / 9
Degrees Kelvin °K = °C + 273.15
Degrees Rankin °R = °F + 459.67
1 joule = energy where force of 1 Newton moves 1 metre
1 kcalorie = heat to raise 1kg of water 14.5 to 15.5°C
1 Btu = heat to raise 1lb of water 63 to 64°F
Btu means "British Thermal Unit"
Wobbe index is ratio heating value to sq root of specific gravity
"Standard temperature & pressure" is 0°C @ 101.325 kPa
"Standard volume" is at 15°C & 101.325 kPa

Multipliers

Tera T = 10 ¹²	deci d = 10 ⁻¹
Giga G = 10 ⁹	centi c = 10 ⁻²
mega M = 10 ⁶	milli m = 10 ⁻³
kilo k = 10 ³	micron μ = 10 ⁻⁶
hecto h = 10 ²	nano n = 10 ⁻⁹
Deca da = 10	pico p = 10 ⁻¹²

To convert flow capacities of one kind of gas to flow capacities of a different kind of gas

Multiply by:

If you have a flow capacity (CFH, etc.) in NATURAL GAS and want to know equivalent flow capacity of –	Propane: Butane: Air:	0.63 0.55 0.77
If you have BUTANE and want to know equivalent flow capacity of –	Propane Natural Gas: Air:	1.15 1.83 1.42
If you have AIR and want to know equivalent flow capacity –	Propane: Butane: Natural Gas:	0.81 0.71 1.29
If you have PROPANE and want to know equivalent flow capacity of -	Butane: Natural Gas: Air:	0.87 1.59 1.23



Installation Equipment

GAMECO PTY LTD

ABN 93 001 367 862

GENERAL TERMS & CONDITIONS OF SALE

These General Terms & Conditions of Sale (**terms**) govern the supply of all Goods by us or any of our related bodies corporate.

1. Australian Consumer Law. These terms do not exclude, restrict or modify:

- (a) the application of any provision of the Australian Consumer Law;
- (b) the exercise of any right or remedy conferred by the Australian Consumer Law; or
- (c) our liability for a failure to comply with any applicable consumer guarantees

where to do so would:

- (d) contravene the Australian Consumer Law; or
- (e) cause any part of these terms to be void.

2. Limitation of Liability and Indemnity. Subject to clause 1 and to the extent permitted by law:

- (a) our maximum liability to the Customer for failure to comply with any applicable consumer guarantee in respect of the supply of Goods that are not of a kind ordinarily acquired for personal, domestic or household use or consumption, is limited at our option and sole discretion to:

(A) in the case of Goods to any one or more of the following:-

- (i) the replacement of the Goods or the supply of equivalent goods;
- (ii) the repair of Goods;
- (iii) the payment of the cost of replacing the Goods or acquiring equivalent goods; or
- (iv) the payment of the cost of having the Goods repaired; or

(B) in the case of services to:-

- (i) the supplying of the services again; or
- (ii) the payment of the cost of having the services supplied again;

- (b) we do not accept any responsibility to replace the Goods at the price, or according to the terms originally quoted, or at all, in the event of loss, damage or seizure of the Goods once risk in those Goods has passed to the Customer;
- (c) the Customer warrants that it has not relied on any representation made by us, or any person on our behalf, in relation to the Goods, which has not been expressly recorded in these terms;
- (d) all representations, conditions, warranties or terms, that would otherwise be implied in these terms by general law, statute or custom are expressly excluded;
- (e) the Customer acknowledges that we will not be liable to the Customer, or any of the Customer's own customers, in respect of any direct, indirect, special or consequential damages, loss of opportunity, loss of anticipated profits or other economic loss in connection with or arising out of:
 - (A) the existence, functioning or the Customer's use of the Goods provided by us;
 - (B) any inability, failure or delay on our part to supply or deliver arising out of events beyond our control, including without limitation in whole or part a strike, industrial dispute, lock-out, accident, fire, absence or delay in transportation, embargo, Act of God, government requirement, or shortage of materials or labor;
- (f) the Customer agrees to indemnify us and our officers, employees, agents and related bodies corporate, against all actions, claims, proceedings, demands, liabilities, losses, damages, expenses and costs (including legal costs on a full indemnity basis) howsoever arising (including in respect of death or personal injury) that may be brought against us or which we may pay, sustain or incur as a direct or indirect result of any one or more of the following:
 - (A) any breach or non-performance of these terms by the Customer, including any breach of a warranty;
 - (B) failure to comply with the Product Warning;
 - (C) any wrongful, willful or negligent act or omission of the Customer or any of its employees, agents or contractors;
 - (D) the storage, handling or use of any of the Goods sold under or in connection with these terms, except to the extent that the relevant action, claim, proceeding, demand, liability, loss, damage, expense or cost was caused by the wrongful, willful or negligent act or omission of ours or any of our employees, agents or contractors.

3. Customer Acknowledgement. The Customer acknowledges that prior to submitting an order, it has read the Product Warning and agrees to comply with all aspects of the Product Warning.

4. Quotes Subject to Confirmation. Any quotation or estimate is subject to our confirmation on receipt of an order and any agreement or statement by us is contingent on our ability to secure the Goods and/or the materials for the manufacture of the Goods referred to in the order.

5. Inability to Supply. Subject to clauses 1 and 2, if we discover that we are unable to supply the Goods in accordance with any accepted order, we shall be entitled at our option to either give notice to the Customer in writing to terminate the agreement to supply and return to the Customer any monies paid by the Customer or to extend the time for performance of the agreement.

6. Time an Estimate Only. In the case of Goods not expressed to be offered from stock, the time of delivery is an estimate only of when Goods may be available for delivery and is based either upon estimated time necessary to obtain the Goods from manufacturers and/ or suppliers or, the estimated time necessary to obtain the requisite raw materials or component parts for manufacturing or assembling the Goods offered and we do not accept any responsibility for failure to deliver within the time stated. The Customer acknowledges that our failure to deliver the Goods strictly in accordance with the agreement shall not entitle the Customer to treat the contract as repudiated.

7. Claims. The Customer must inspect all Goods on delivery under clause 13 and notify us within 7 days of delivery of any short supply, fault, damage, customer complaints or other issues arising in relation to the Goods. The Customer must comply with all of our reasonable



Installation Equipment

directions in relation to issues that arise under this clause 7 and not, without our prior written consent, admit liability on behalf of us regarding any complaint or claim, or attempt to resolve or settle any complaint or claim, made by a customer in relation to any Goods. Subject to clause 1, if the Customer fails to give notice to us in accordance with this clause, the Goods are deemed to be in all respects in accordance with the order and the Customer is bound to accept and pay for the same without set-off.

8. **Price Subject to Adjustment.** Prices quoted are subject to withdrawal or revision at any time before the order for the Goods covered by such quotation is accepted by us. Prices quoted are based on manufacturers and/or suppliers present prices to us, and also in the case of Goods to be imported from overseas or procured from elsewhere in the Commonwealth on the prevailing Customs Tariff (classifications, rates and bases of computation) rates of exchange, freights, insurance premiums, shipping expenses, wharfage, stacking charges, customs agency and attendance and cartage and in the event of any increase in any such prices or rates either before or after the acceptance of an order, an amount commensurate with the increased cost thereby incurred by us shall be added to and form part of the purchase price and be payable by the Customer accordingly. The rate of exchange to be included in the purchase price for any of the Goods will be the rate actually paid by us when making settlement with the overseas supplier or buying agent. The foregoing shall not apply to Goods that are the subject of price lists and orders accepted by us for Goods the subject of price lists will be invoiced at prices ruling at the date of order.
9. **Taxes and Imposts.** Prices quoted are subject to sales tax (if applicable) and to any tax imposed by government authority upon the Goods quoted or upon the production, sale, distribution, delivery, or upon any feature thereof. All such taxes shall be payable by the Customer and may also be added to and treated as part of the purchase price by us.
10. **Goods and Services Tax (GST).**
 - (a) In this clause 10 the expressions **Consideration**, **Input Tax Credit**, **Recipient**, **Supply**, **Tax Invoice** and **Taxable Supply** have the meanings given to those expressions in the GST Act and **Supplier** means any party treated by the GST Act as making a Supply under these terms.
 - (b) Unless otherwise expressly stated, all prices or other sums payable or Consideration to be provided under or in accordance with these terms are exclusive of GST.
 - (c) If GST is imposed on any Supply made under or in accordance with these terms, the GST will be shown separately in the Tax Invoice for the sale of the Goods and the amount of GST payable in respect of the Taxable Supply will be payable by the Customer. The Customer must indemnify us in respect of GST paid and payable by us for the supply of the Goods.
 - (d) Payment of the additional amount representing the GST component must be made at the same time and in the same way as payment for the Taxable Supply is required to be made in accordance with these terms.
11. **Extraneous Information/ Inaccuracies.** Subject to clause 1, all illustrations, drawings, catalogues, advertisements etc. shall be regarded as information only and shall not form part of any agreement governed by these terms. All specified weights measurements, powers, capacities and other particular goods offered are stated in good faith but inaccuracies shall not vitiate any agreement or, except to the extent provided by non-excludable statutory right be made the basis of any claim against us or justify rejection of the Goods.
12. **No Liability for Infringement.** In the case of Goods manufactured in accordance with the design and/ or specification of the Customer, the Customer guarantees that in manufacturing such Goods to the Customer's design/ or specifications we will not be infringing any letters patent, trade marks or corresponding protection granted by the Commonwealth of Australia or by any other country, and the Customer further agrees to indemnify and hereby hold us indemnified against all costs, claims, demands, suits, actions or other liability arising out of any such infringement.
13. **Delivery.**
 - (a) Delivery may be made in one or more parcels and at different times and by separate shipments or deliveries. Each shall form a separate contract on delivery and be accepted and paid for accordingly notwithstanding late delivery or non-delivery of any other parcel.
 - (b) The Customer agrees to accept delivery at our factory unless otherwise agreed in writing and in the event that no provision is made as to freight, the Customer acknowledges that the cost of delivery shall be borne by Customer.
 - (c) Our responsibility (if any) for loss caused by fire, theft, or injury shall cease once risk in the Goods has passed to the Customer.
 - (d) The times quoted for delivery are estimates only and we accept no liability for failure or delay in delivery of Goods. The Customer is not relieved of any obligation to accept or pay for Goods by reason of any delay in delivery. Goods may be delivered by installments at our discretion.
 - (e) All additional charges are payable by the Customer in addition to the purchase price of the Goods.
 - (f) Subject to clause 1, return of Goods will not be accepted by us except if we agree to it beforehand in writing, and Goods returned will be subject to a restocking charge of 10% of the purchase price of those Goods.
14. **Supply of Goods.**
 - (a) An order, once submitted, is irrevocable and may only be cancelled with our written consent. If we agree to cancel an order, the Customer must pay for all work done and materials ordered in connection with such order prior to the date of cancellation, together with a cancellation fee advised by us in writing equal to the costs reasonably incurred by us in connection with such a cancellation.
 - (b) We are not bound by an order unless and until we accept the order, either by providing written confirmation to the Customer, confirming acceptance of the order, or by commencing performance of the order.
 - (c) To the fullest extent permitted by law, we are not obliged to accept any order.
 - (d) Once we accept an order, the parties must comply with that order in accordance with these terms, which cannot be modified or varied without our written consent.
 - (e) If there is any inconsistency between the terms set out in an order and these terms, these terms prevail to the extent of the inconsistency.
15. **Terms of Payment.**
 - 15.1 Terms of payment are prompt nett cash on delivery or dispatch unless otherwise agreed in writing.
 - 15.2 All payments should be paid in cash at our office at 161 Parramatta Road, Auburn, NSW, Australia or such other place as we may advise the Customer from time to time.
 - 15.3 The Customer acknowledges that it shall not be entitled to withhold payment of the purchase price or any part of the purchase price or make any deduction from the purchase price in respect of any alleged set off or counter-claim.
 - 15.5 Where we agree to terms other than cash on delivery or dispatch, all payments are due within 30 days of the date of invoice. Interest is charged at the rate of 1.5% per month or part of a month from the expiry of that period until the date we receive payment.



Installation Equipment

- 16. Default and termination.** If the Customer defaults in making any payment in accordance with our terms of payment referred to in Clause 15, or refuses to accept delivery of any Goods in accordance with these terms, or if the Customer:
- (a) stops payment on any cheque payable to us or our suppliers;
 - (b) is in default under any agreement governed by these terms;
 - (c) being a natural person is declared bankrupt or enters into a composition with its creditors pursuant to Part 5 of the Bankruptcy Act or has a judgment entered against him in any court of competent jurisdiction which judgment is not satisfied within fourteen days; or
 - (d) being a corporation is placed under official management or enters into any arrangement with its creditors or others (except for the purpose of reconstruction or amalgamation), has receivers or receivers and managers appointed to any of its assets, hands a petition presented against it for its winding up or an effective resolution for its winding up is passed,
 - (e) or if there is any event similar or analogous to any of the above, we may without prejudice to any other rights we have against the Customer, at our election, terminate any agreement governed by these terms in which case our obligations to the Customer shall cease at the date of such termination and/or withhold supply of any Goods.
- 17. Entire Agreement.** The parties agree that any accepted order and these terms (including any applicable price list and/or terms and conditions contained in a Customer's Application for Credit) constitute the entire agreement between the parties and upon our acceptance of the Customer's order any other terms and conditions whether notified to us by the Customer or otherwise are expressly negated.
- 18. Title and Risk.**
- 18.1 The Goods will remain our sole and absolute property (as legal and equitable owner) and the Customer shall hold the same as bailee until such time as the Customer has paid us the purchase price together with any other amounts at the time of such payment owing to us in respect of the Goods by the Customer provided that the Customer shall be able to pass title in the Goods to third parties in the ordinary course of business and for valuable consideration and the Customer acknowledges that it shall be liable to us in respect of any loss or damage to the Goods incurred during such bailment.
- 18.2 Notwithstanding anything contained in clause 18.1 if the Customer fails to pay us for the Goods in accordance with these terms, we shall be entitled to repossess the Goods at any time and in the event that the Goods have been sold to a third party, we shall be the owner of the proceeds of such sale and the Customer agrees to open a separate bank account in the name of Gameco Pty Ltd, or as directed by us and pay such proceeds of sale into that account.
- 18.3 The Goods are at the Customer's risk upon the occurrence of the first in time of the following events:-
- (a) physical passing of the property and the Goods to the Customer, **or**
 - (b) the delivery of the Goods to the Customer.
- 18.4 Unless otherwise set out in these terms, defined terms in this clause 18.4 have the meaning given in the PPS Law.
- (a) If in our opinion:
 - (i) these terms contains or any of the transactions contemplated by these terms is, a Security Interest for the purposes of the PPS Act; or
 - (ii) the PPS Law does or could adversely affect our rights or obligations under or in connection with any agreement governed by these terms or any of the transactions contemplated by them ("Transactions"),then we may give notice to the Customer requiring it to do anything (including amending any part of these terms or executing any new document or agreement) that we require or consider necessary to ensure that our rights and obligations are not adversely affected, including:
 - (iii) ensuring that any Security Interest is enforceable, perfected and otherwise effective;
 - (iv) registering, or giving any notification in connection with, any Security Interest in order to confer the priority we require; or
 - (v) exercising rights in connection with the Security Interest.
 - (b) The Customer must comply with any notice received pursuant to clause 18.4(a) within the time stipulated in the notice.
 - (c) If:
 - (i) clause 18.4(a) applies; and
 - (ii) we determine that (after doing all things reasonably practicable under clause 18.4(a) to avoid or overcome the adverse effect referred to in clause 18.4(a)) that our rights or obligations under or in connection with these terms or any other document in connection with the Transactions have been or will be materially adversely affected,we may give notice to the Customer cancelling any agreement or any other document in connection with the Transactions and requiring full repayment of all outstanding monies in full within 30 days after the date of notification.
 - (d) The Customer agrees to pay or reimburse our costs in connection with anything the Customer is required to do under this clause 18.4.
- 18.5 Contracting out
- (a) The following provisions of the PPS Law do not apply and, for the purposes of section 115 are "contracted out" of these terms, namely sections 95, 96, 121(4), 125, 130, 132(3)(d), 132(4), 135, 142 and 143.
 - (b) The parties agree that the Gameco has the power to retain, deal with or dispose of any property seized by it in the manner specified in sections 123, 125, 126, 128, 129 and 134(1) and in any other manner it deems fit.
- 19. Confidentiality**
- 19.1 Obligations of Confidentiality
- Each party (**Receiving Party**) receiving, possessing or otherwise acquiring Confidential Information of any other party (**Disclosing Party**) acknowledges that the Disclosing Party's Confidential Information is the property of and confidential to or a trade secret of the Disclosing Party. Subject to clause 19.2, the Receiving Party must:
- (a) keep the Disclosing Party's Confidential Information confidential and not directly or indirectly disclose, divulge or communicate that Confidential Information to, or otherwise place that Confidential Information at the disposal of, any other person without the prior written approval of the Disclosing Party;
 - (b) take all reasonable steps to secure and keep secure all Disclosing Party's Confidential Information coming into its possession or control; and
 - (c) not deliberately memorise, use, modify, reverse engineer or make copies, notes or records of the Disclosing Party's Confidential Information for any purpose other than in connection with the performance by the Receiving Party of its obligations under these terms.



Installation Equipment

19.2 Exceptions

The obligations of confidentiality under clause 19.1 do not apply to any information that:

- (a) is generally available to the public (other than by reason of a breach of these terms); or
- (b) is required to be disclosed by any applicable law.

20. Insurance. The Customer agrees that it shall insure and keep insured the Goods against theft, damage and destruction (and if the Customer fails to insure the Goods, we may do so and the Customer must reimburse us for the cost of insurance) from the date of passing of risk to the Customer until the date of payment.

21. Storage. Until title in the Goods passes to the Customer under clause 18, the Customer shall store the Goods separately from the Customer's own goods and those of third parties so that they are clearly identifiable as our property.

22. Notices.

21.1 A party shall give notice required by these terms in the English language and in writing.

21.2 A party may address a notice to the other party at its address set out in the order and may serve the notice at this address.

21.3 A party may deliver the notice by hand or post or by telex or facsimile transmission.

21.4 If, before 4.00pm local time in the place of delivery, a party delivers a notice-

(1) By hand:

(2) By facsimile and the sending party completes the transmission, the notice will be taken as given on the day of delivery or transmission, and in any other case, on the next day.

21.5 If a party gives the notice by post the notice will be taken as given on the second business day in the place of delivery after the notice is posted.

21.6 If a party gives notice by telex or facsimile transmission and the transmission is not fully intelligible, or if the sending party, at the time of transmission, has reason to believe that the facsimile transmission is not fully intelligible, the party may not rely upon this clause to prove giving of notice.

21.7 The receiving party shall not object to a telex or facsimile transmission as not being fully intelligible unless the receiving party requests re-transmission within 2 hours.

21.8 If a telex or facsimile is completed within 2 hours of 5.00 pm on a day and is unintelligible, the receiving party has until 10.00 am the next business day to request re-transmission.

21.9 The party giving the notice or its agent authorized in writing or its solicitors shall sign the notice. The appearance of the name of the person signing at the end of a telex or facsimile transmission is sufficient evidence of signing.

21.10 The parties may give notice of another address, telex or facsimile number (within Australia) to the other party and the new address shall be the address for service of the party for the purpose of this clause 22.

23. Applicable Law. Any agreement governed by these terms is to be construed in accordance with the laws applicable from time to time in the State of New South Wales and the Commonwealth of Australia. The parties submit to the non-exclusive jurisdiction of the courts of New South Wales and that any proceedings commenced by either party in respect of these terms may only be commenced outside New South Wales with our expressed written consent.

24. Severance. The invalidity or unenforceability for any reason of any part of these terms shall not prejudice or affect the validity or enforceability of the remainder of these terms. Any provisions found to be void, unenforceable or illegal may, to that extent, be severed from these terms.

25. General.

24.1 Except as expressly stated otherwise in these terms, these terms may only be varied by agreement in writing between the parties.

24.2 A failure, delay, relaxation or indulgence by us in exercising any power or right conferred on us does not operate as a waiver of the power or right. A waiver of a breach does not operate as a waiver of any other breach.

24.3 A party cannot assign or otherwise transfer the benefit of any agreement governed by these terms without the prior written consent of the other parties (such consent not to be unreasonably withheld).

26. Definitions.

In these terms:

Applicant or Customer means the person described as the "Applicant" in the Customer's Application for Credit (if applicable);

Australian Consumer Law means the law reproduced in Schedule 2 of the *Competition and Consumer Act 2010 (Cth)* (whether applied as a law of the Commonwealth or any State or Territory of Australia) or other equivalent State or Territory Legislation, as amended, consolidated, or replaced from time to time;

Confidential Information means these terms and all information belonging or relating to a party to these terms, whether oral, graphic, electronic, written or in any other form, that is:

- (a) or should reasonably be regarded as, confidential to the party to whom it belongs or relates; or
 - (b) not generally available to the public at the time of disclosure other than by reason of a breach of these terms,
- and includes information of the kind mentioned in section 275(1) of the PPS Law.

Goods means the products manufactured or supplied by or at the request of us or any of our related bodies corporate;

PPS Law means the *Personal Property Securities Act 2009 (Cth)* (including any amendments to that Act) ("**PPS Act**") and any amendment made at any time to any other law as a consequence of the PPS Act;

Product Warning means the product warning that relates to the Goods, including that which may be displayed on the product packaging, the product, in store, in catalogues, on warning labels attached or supplied with the product, on invoices, and/or found at: gameco.com.au

Purchase Order means an order for Goods that complies with the form specified by us from time to time, whether written, verbal or otherwise;

Us, we, our means Gameco Pty Ltd ABN 93 001 367 862.

3 April 2014



Installation Equipment

INDEX

	Page No		Page No
Adaptors - Hose & Bayonet	7	Leak Detector	57
Adaptors - POL & Miscellaneous	7	Manometer	56
Ball Valves	25	Manual Changeover Valve	10
Bayonet Adaptors	50	Meter Box	37
Bayonet Sockets	50	Meters - Domestic	37
Bosch Spare Parts	49	Minisit	44
Brazing Torch	31	Multimeter	58
Bunsen Burners	55	Needle Valves	23
Burner - Hand Held, Soldering, Brazing, Jewellery	30	Over Temperature Control	48
Burner Accessories - Neck Tubes, Regulators	31	Paste - Installation	33
Burners - Mongolian, Duckbill	26	Pigtails – Copper	10
Cabinets - Lockable	37	Pigtails – Flexible	10
Certificate Books	35	Pilots	47
Clips - Nail	24	Pipeline Markers	35
Control Panel	55	Plates - Compliance, Instruction	34
Controls - PEL	28	Pressure Gauges	38
Controls - Robertshaw & SIT	43	Publications - Certificate of Inspection Books	35
Copper Tubing, Coiled Pipe	24	Pyrox Spare Parts	49
Cylinder Enclosure	32	Rail Cocks	28
Cylinder Manifold Extensions	10	Reamers	59
Cylinder Manifolds	10	Regulators - 1st, 2nd, Twin Stage	36
Cylinder Plugs	32	Regulators - Automatic change over	36
Cylinders - BBQ, Forklift	32	Regulators - BBQ	40
Decanting Kit	32	Regulators - High Pressure	38
Drill Set	59	Regulators - LP & Natural Gas Appliance	39
Electrode	47	Regulators - OPSO	36
Emergency Stop Buttons	49	Rotary Gas Meters	62
Eurosit	43	Saddles - Copper	24
Filters - Gas	37	Sealant - Installation	33
Filtration - Vessel	61	Solenoid Valves	49
Fittings - Barb	21	Spuds	47
Fittings - Brass flare 45 Deg SAE	11	Switch, Gas Pressure	49
Fittings - Brass flare 60 Deg BSP	15	Tape - Installation	33
Fittings - BSP	16	Technical Data	65
Fittings - Compression	22	Terms and Conditions	69
Fittings - Copper Tube	20	Test Adaptor	56
Fittings - Tube	21	Test Kit – Low Pressure	57
Flame Failure Valve	46	Thermocouples - SIT	41
Gas Analyser	58	Thermocouples - Universal	41
Gas Pipe – Yella	51	Thermometer	58
Governors - LP & Natural Gas	39	Thermopiles	42
Grease -installation	33	Thermostats	45
Hand cleaner	33	Thread Sealant - Installation	33
Heaters - Wall	60	Tools	56
Honeywell	44	Trench Marking Tape	35
Hoses - Flexible	54	Tube Cutter	59
Hoses - Heater, Bayonet, Stainless Steel	53	Tube Expander Kits	59
Injectors	28	Tube Flaring Kits	59
Inspirators	27	Turrets	55
Instruments	56	Unitrol	43
Jets	29	Weed Burners - Red Dragon	29
Knobs	29	White Rodgers	45
Labels	35	Wok Burner	26, 27